




# Smarty Desk

A.I. business intelligence software solutions

Business Investment Prospectus Start-ups

SmartyDesk™  
2024

[#Investment](#) [@SmartDesk](#)



# Important information and disclaimer



## Forward

The financial performance analysis for SmartyDesk from 2025 to 2032 demonstrates robust growth across various revenue streams, substantial improvements in key financial metrics, and promising projections for future performance. This report is designed to provide potential investors with a comprehensive overview of SmartyDesk's financial health and growth prospects, supporting informed investment decisions.

SmartyDesk is poised for remarkable growth over the next decade, driven by robust revenue streams, strategic investments in R&D, and an expanding market presence. This prospectus provides an in-depth analysis of SmartyDesk's financial performance from 2025 to 2032, highlighting key metrics, market trends, and strategic initiatives that position SmartyDesk as a compelling opportunity for potential investors.

The Cloud Data Platform industry, as part of the broader cloud computing market, is projected to see significant growth over the coming years. By 2029, the global cloud computing market is expected to reach approximately USD 1.44 trillion which includes Infrastructure-as-a-Service (IaaS) and Platform-as-a-Service (PaaS), is poised for substantial expansion. The IaaS segment alone is anticipated to grow at a fast pace, with estimates suggesting a 22% CAGR

Research and Data sources: insights and forecasts related to the cloud computing industry, you can explore reports from Mordor Intelligence, CloudZero, Grand View Research, GlobeNewswire, and Markets and Markets using the following links: [Mordor Intelligence](#), [CloudZero](#), [Grand View Research](#), [GlobeNewswire](#), and [Markets and Markets](#).

# Important information and disclaimer



NOT FOR RELEASE, PUBLICATION OR DISTRIBUTION, DIRECTLY OR INDIRECTLY, IN AUSTRALIA, CANADA, THE HONG KONG SPECIAL ADMINISTRATIVE REGION OF THE PEOPLE'S REPUBLIC OF CHINA, SOUTH AFRICA, NEW ZEALAND, JAPAN OR THE UNITED STATES, OR ANY OTHER JURISDICTION IN WHICH SUCH RELEASE, PUBLICATION OR DISTRIBUTION WOULD BE UNLAWFUL

By accessing or receiving this company presentation (the "Presentation"), or attending any meeting or oral presentation held in relation thereto, you (the "Recipient") agree to be bound by the following terms, conditions and limitations.

The information in this Presentation has been prepared by SmartyDesk AS ("SmartyDesk" or the "Company") and (together the "Managers") in connection with a contemplated private placement of new shares by the Company (the "Transaction" or the "Private Placement").

This Presentation has not been independently verified nor verified by the Managers unless otherwise required by applicable law(s). No representation, warranty, or undertaking, express or implied, is made by the Company or the Managers or its affiliates or their respective directors, officers, employees, agents or advisers (collectively "Representatives") as to, and no reliance should be placed on, the fairness, accuracy, completeness or correctness of the information or the opinions contained herein, for any purpose whatsoever. All information in this Presentation is subject to verification, correction, completion and change without notice. Neither the Company, the Managers nor its Representatives shall have any responsibility or liability whatsoever (for negligence or otherwise) for any loss howsoever arising from any use of this Presentation or its contents or otherwise arising in connection with this Presentation. The information contained in this Presentation should be considered in the context of the circumstances prevailing at this time and has not been, and will not be, updated to reflect material developments which may occur after the date of the Presentation.

Matters discussed in this Presentation may constitute or include forward-looking statements. Forward-looking statements are statements that are not historical facts and may include, without limitation, any statements preceded by, followed by or including words such as "aims", "anticipates", "believes", "can have", "continues", "could", "estimates", "expects", "intends", "likely", "may", "plans", "projects", "should", "target" "will", "would" and words or expressions of similar meaning or the negative thereof. These forward-looking statements, in particular regarding the Company's new financial targets as presented herein, reflect the Company's beliefs, intentions and current expectations concerning, among other things, the Company's results of operations, financial condition, liquidity, prospects, growth and strategies. Forward-looking statements involve known and unknown risks and uncertainties because they relate to events and depend on circumstances that may or may not occur in the future. The forward-looking statements in this Presentation are based upon various assumptions, many of which are based, in turn, upon further assumptions that may not be accurate or technically correct, and their methodology may be forward-looking and speculative. Although the Company believes that these assumptions were reasonable when made, these assumptions are inherently subject to significant known and unknown risks, uncertainties, contingencies and other important factors which are difficult or impossible to predict and are beyond its control. Forward-looking statements are not guarantees of future performance and such risks, uncertainties, contingencies and other important factors could cause the actual results of operations, financial condition and liquidity of the Company or the industry to differ materially from those results expressed or implied in this Presentation by such forward-looking statements. No representation is made that any of these forward looking statements or forecasts will come to pass or that any forecast result will be achieved, and you are cautioned not to place any undue influence on any forward-looking statement.

An investment in the Company's shares should be considered as a high-risk investment. Several factors could cause the actual results, performance or achievements of the Company to be materially different from any future results, performance or achievement that may be expressed or implied by statements and information in this Presentation. Before making an investment decision with respect to the offer shares, investors should carefully consider all of the information contained in this Presentation, and in particular the risk factors relating to the Company's business, the Company's industry, the Company's transformation and new targets for 2023 and 2025, the Company's shares and the Private Placement, as further discussed on slide 26 to 31 below. Potential investors are however required to make their own assessment and analysis of the risks associated with an investment in the Company. The risk factors discussed herein should be read as a high level summary only and not so as to contain an exhaustive review of all risks faced by the Company. An investment in the Company's shares is only suitable if you have sufficient knowledge, sophistication and experience in financial and business matters to be capable of evaluating the merits and risks of an investment decision relating to the Company's shares, and if you are able to bear the economic risk, and to withstand a complete loss of your investment. The absence of negative past experience associated with a given risk factor does not mean that the risks and uncertainties described are not a genuine potential threat to an investment in the Company's shares. If any of the risks discussed herein were to materialise, this could have a material adverse effect on the company and/or the Company's business, results of operations, cash flow, financial condition and/or prospects, which may cause a decline in the value and trading price of the Company's shares, resulting in the loss of all or part of your investment in the same.

A multitude of factors can cause actual results to differ significantly from any anticipated development expressed or implied in this Presentation, including among others, economic and market conditions in the geographic areas and industries that are or will be major markets for Company's businesses, changes in governmental regulations, interest rates, fluctuations in currency exchange rates and such other factors. No representation is made that any of these forward-looking statements or forecasts will come to pass or that any forecast result will be achieved and you are cautioned not to place any undue reliance on any forward-looking statement. The information obtained from third parties has been accurately reproduced and, as far as the Company is aware and able to ascertain from the information published by that third party, no facts have been omitted that would render the reproduced information to be inaccurate or misleading.

The contents of this Presentation are not to be construed as financial, legal, business, investment, tax or other professional advice. By receiving this Presentation, the Recipient acknowledges that it will be solely responsible for its own assessment of the Company, the market and the market position of the Company and that it will conduct its own analysis and is solely responsible for forming its own opinion of the potential future performance of the Company's business. In making an investment decision, the Recipient must rely on its own examination of the Company, including the merits and risk involved.

# Important information and disclaimer, Cont'd

No due diligence review or other verification exercises have been performed by or on behalf of the Managers in connection with the Transaction, other than carrying out customary management interviews (hereunder a bring down call) and obtaining certain customary written confirmations from the Company and its representatives, hereunder a declaration of completeness signed by the Company whereby the Company has confirmed, to the best of its knowledge, that this Presentation in all material respect is correct and that there are no material omissions.

This Presentation and the information contained herein are not an offer of securities for sale in the United States and are not for publication or distribution to persons in the United States (within the meaning of Regulation S under the U.S. Securities Act of 1933, as amended (the "US Securities Act")). Any securities referred to herein have not been and will not be registered under the US Securities Act and may not be offered or sold in the United States except pursuant to an exemption from the registration requirements of the US Securities Act.

By reviewing this Presentation, you are deemed to have represented and agreed that you and any persons you represent are either (a) qualified institutional buyers ("QIBs") (within the meaning of Regulation 144A under the US Securities Act), or (b) are located outside of the United States. This Presentation is only addressed to and directed at persons in member states of the European Economic Area who are "qualified investors" as defined in the Prospectus Regulation (Regulation (EU) 2017/1129, as amended) ("Qualified Investors") or otherwise pursuant to applicable exemptions on the Company resulting in that no obligation arises for the Company or the Managers to produce a prospectus or otherwise comply with any registration requirements. In addition, in the United Kingdom, this Presentation is being distributed only to, and is directed only at (i) investment professionals falling within Article 19(5) of the Financial Services and Markets Act 2000 (Financial Promotion) Order 2005 (the "Order"), (ii) high net worth entities and other persons to whom it may lawfully be communicated, falling within Article 49(2)(a) to (d) of the Order or (iii) persons to whom distributions may otherwise lawfully be made, communicated, or caused to be communicated (all such persons together being referred to as "Relevant Persons"). This Presentation must not be acted on or relied on (i) in the United Kingdom, by persons who are not Relevant Persons, and (ii) in any member state of the European Economic Area other than the United Kingdom, by persons who are not Qualified Investors or otherwise pursuant to applicable exemptions on the Company. Any investment or investment activity to which this Presentation relates is available only to Relevant Persons or Qualified Investors or will be engaged in only with Relevant Persons or Qualified Investors.

This Presentation and the information contained herein is not directed to, or intended for distribution to or use by, any person or entity that is a citizen or resident or located in any locality, state, country or other jurisdiction where such distribution, publication, availability or use would be contrary to law or regulation or which would require any registration or licensing within such jurisdiction. This Presentation is not an advertisement for the purposes of applicable measures implementing the EU Prospectus Regulation. This Presentation is not a prospectus and does not contain the same level of information as a prospectus. The Managers are acting only for the Company and will not be responsible to anyone other than the Company for providing the protections afforded to clients of such Managers or for providing advice in relation to any potential offering of securities of the Company.

This Presentation speaks only as of its date. Neither the delivery of this Presentation nor any further discussions with any of the Recipients shall, under any circumstances, create any implication that there has been no change in the affairs of the Company since such date.

This Presentation is subject to USA law, and any dispute arising in respect of this Presentation is subject to the exclusive jurisdiction of USA courts with Delaware as legal venue.

## **Disclaimer: Errors and Omissions**

This document has been prepared with the utmost care and attention to detail. However, errors and omissions may occur. The information provided is based on assumptions and estimates that are subject to change without prior notice. The calculations and projections are intended for informational purposes only and should not be construed as financial advice. We recommend consulting with a professional financial advisor before making any investment decisions. SmartyDesk, Management, Advisors, Consultants and or staff and its authors are not responsible for any inaccuracies, omissions, or any loss or damage arising from the use of this document.

# Open Letter

**Dear Valued Customers, Partners, and Friends,**

Welcome to SmartyDesk!

As I write this, I am filled with immense pride and excitement. Our journey has been nothing short of amazing, and it's all thanks to you – our incredible community. Your unwavering support and belief in our mission have fueled our journey, and today, we stand on the brink of something truly extraordinary.

SmartyDesk is not just a company; it's a family. We believe in innovation, collaboration, and the power of cutting-edge technology to transform the way we work. Our goal is to create tools that not only make your business smarter but also bring joy and simplicity to your daily tasks. Our suite of AI-powered solutions is designed to streamline your operations, enhance productivity, and provide you with insights that drive success.

2024 is set to be a monumental year for us. We are thrilled to unveil a host of new features and improvements, all tailored to make your experience with SmartyDesk even more delightful. From advanced automation to seamless integrations, every enhancement is a step towards our goal of redefining business management.

But beyond the technology, what truly sets SmartyDesk apart is our commitment to our core values – passion, people, and place. We are dedicated to fostering a community where every voice is heard, every idea is valued, and every effort is recognized. Our journey is a testament to the incredible synergy between innovation and human connection.

As we continue to grow and evolve, I invite you to join us in this exciting adventure. Whether you're a long-time user or a new member of the SmartyDesk family, we're here to support you every step of the way. Together, we can achieve great things and create a future where business intelligence and human creativity go hand in hand.

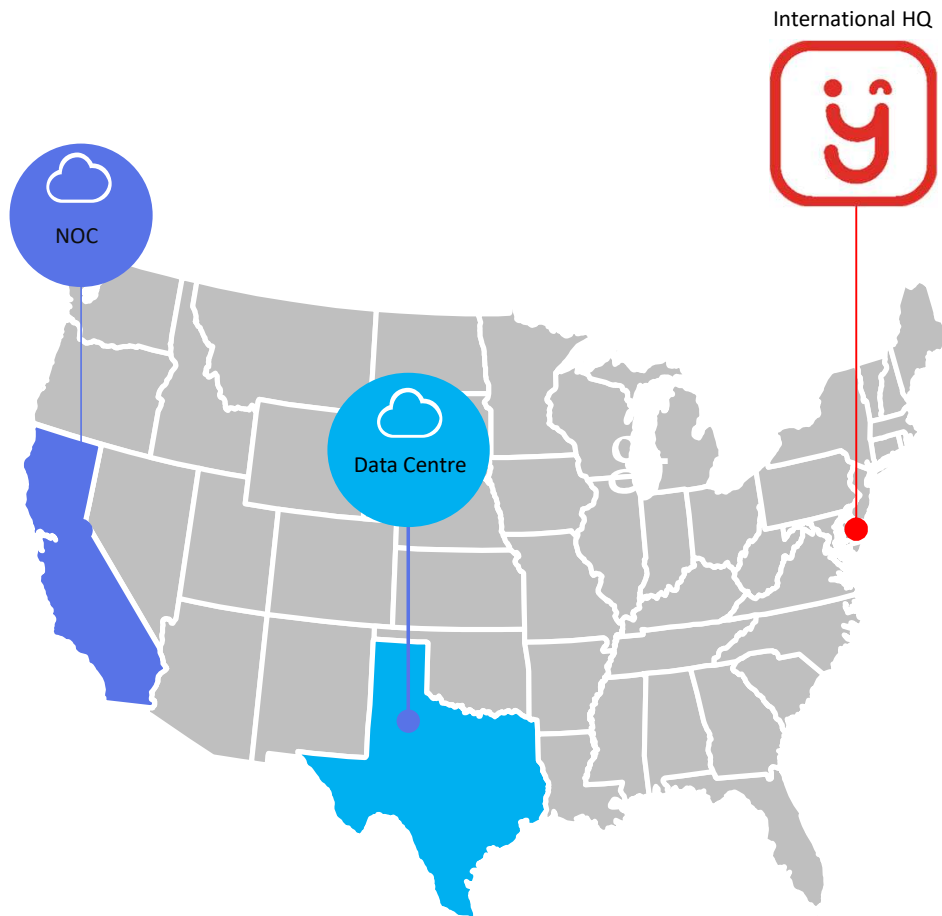
Thank you for being a part of our story. Here's to a bright and prosperous future together!  
With warmest regards,

Rodger Graham  
CEO, SmartyDesk

*Rodger Graham*



# SmartyDesk at a glance



## SmartyDesk is making a giant leap

An innovative technology company dedicated to revolutionizing the way businesses manage their operations through practical cutting-edge A.I. business intelligence software solutions to strengthen performance

- We enable remote and frontline workers to perform smartly, securely, and sustainably
- We combine software, mobile devices, and services to meet your business and ESG goals
- Our experts proactively ensure that your ecosystem is optimised for success

## Strong trends supporting +20% annual market growth



The estimated Compound Annual Growth Rate (CAGR) for SmartyDesk over the period from 2025 to 2031 is approximately 37.0%. Based on Data resources within this whitepaper.

$$\text{CAGR} = \left( \frac{\text{Ending Value}}{\text{Starting Value}} \right)^{\frac{1}{n}} - 1$$

# Our Story

## Success Story: Rodger Graham

19 September 2023



In a vivid demonstration of how synergy and innovation can drive success, Rodger Graham, a participant of MTC Australia's [Self-Employment Assistance \(SEA\) services](#), has made remarkable strides in the entrepreneurial space.

This enterprising individual first connected with MTC Australia's Self-Employment Assistance (SEA) services via his [Workforce Australia](#) Consultant and an [Allied Health](#) representative at Redfern and embarked on his self-employment journey in late 2021. His first milestone was meeting with Kathleen, a SEA Business Coach. He was subsequently accepted into the online SEA Certificate III in Entrepreneurship and New Business course.

Rodgers' revolutionary business idea, "Jandesk Consultancy Services," was conceived to offer cloud-based collaboration and customer relationship management software. The goal was to provide simple yet comprehensive, reliable solutions for complex human resource activities to commercial, corporate, and industrial clients.

Throughout Rodgers' time studying the online course, he received unwavering support from the MTC team. This included multiple check-in phone calls during the development of his SEA Business Plan and continued contact even after the course concluded.

The transition from student to successful entrepreneur began in August 2022 when Rodger availed MTC Australia's Self-Employment Assistance Coaching services. Through regular fortnightly and then monthly meetings, he received invaluable guidance to kickstart his business and monitor its financial viability.

The result of this journey? The flourishing of [smartydesk.com](#). The business, initially known as Jandesk, has been consistently generating income and recently introduced SmartyDesk AI to its suite of services.

This is a shining example of how dedicated support, cutting-edge training, and an unwavering commitment to innovation can make dreams a reality.

### [MTC Australia](#)

[todnerSpso9tet4m 1007f8e0it91e2fgpm2ihr6hum9fh20fca77 16Sb32](#) ·

Discover the incredible journey of an aspiring entrepreneur who found success through synergy and innovation! With the help of MTC Australia's Self-Employment Assistance, he launched his revolutionary business, SmartyDesk. Explore how dedicated support and cutting-edge training turned his dreams into reality.

Read the inspiring story now! [https://www.mtcaustralia.com.au/success\\_story/rodger-graham/](https://www.mtcaustralia.com.au/success_story/rodger-graham/)

[#Entrepreneurship](#) [#Innovation](#) [#SuccessStory](#) [#SelfEmploymentAssistance](#) [#SEA](#) [#DEWR](#)

[#DepartmentofEmploymentandWorkplaceRelations](#) [#AlliedHealth](#) [#WorkforceAustralia](#)

NSW Department of Education [NSW Small Business Commissioner](#) [Department of Employment and Workplace Relations](#) [Workforce Australia](#)

Source [https://www.mtcaustralia.com.au/success\\_story/rodger-graham/](https://www.mtcaustralia.com.au/success_story/rodger-graham/)



# News Articles

16<sup>th</sup> August 2023

## **SmartyDesk CEO Rodger Graham Successfully Concludes with Completion of 18-Month NEIS Federal Australian Funded Grant**

In a remarkable feat that echoes the indomitable spirit of entrepreneurship, SmartyDesk's CEO, Rodger Graham, has achieved a momentous milestone by successfully concluding the 18-month New Enterprise Incentive Scheme (NEIS) Federal Australian Funded Grant. This achievement not only signifies Graham's dedication to self-employment but also underscores the profound impact of federal initiatives in fostering economic growth and innovation.

### **A Journey of Resilience and Ingenuity**

The NEIS program, a cornerstone of Australia's commitment to supporting budding entrepreneurs, has played a pivotal role in shaping Rodger Graham's journey from a visionary concept to a flourishing reality. Over the span of 18 months, Graham's unwavering commitment, innovative thinking, and resilience have stood as beacons of inspiration, reflecting the quintessential traits required to navigate the intricate pathways of establishing a successful enterprise.

### **From Vision to Fulfilment**

Under Rodger Graham's astute leadership, SmartyDesk has transcended its initial concept to materialize as a dynamic and impactful venture that amalgamates cutting-edge technology with user-centric design. This journey is a testament to Graham's adeptness at adapting to the evolving business landscape while staying true to SmartyDesk's core ethos.

### **A Heartfelt Appreciation**

Rodger Graham's successful completion of the NEIS Program is not only a reflection of his determination but also a testament to the power of collaborative efforts. He extends his heartfelt appreciation to the NEIS Program, mentors, supporters, and the entire SmartyDesk team for their contributions in turning a dream into reality.

### **Conquering Challenges, Seizing Growth**

The NEIS Federal Australian Funded Grant isn't just a financial boost; it's a comprehensive support ecosystem that equips entrepreneurs with the tools needed to flourish. Through personalized training, mentoring, and financial guidance, the NEIS program has empowered Graham to anticipate challenges and transform them into stepping stones towards exponential growth.

### **A Ripple Effect of Inspiration**

Rodger Graham's triumphant completion of the NEIS program radiates waves of inspiration across the entrepreneurial landscape. His journey serves as a guiding light for aspiring business proprietors, offering a blueprint for tackling uncertainty and transforming it into an opportunity for success. SmartyDesk's evolution exemplifies the importance of relentless perseverance, continuous learning, and strategic thinking.

### **Building for the Future**

As SmartyDesk continues to redefine its niche in a competitive market, Rodger Graham's vision remains unwavering – to revolutionize productivity by crafting innovative solutions that revolutionize the work environment. Fortified by the NEIS Federal Australian Funded Grant, Graham is poised to navigate the labyrinthine journey of entrepreneurship with poise, turning adversities into catalysts for prosperity.

### **Appreciation**

Rodger Graham's successful completion of the NEIS Program is not only a reflection of his determination but also a testament to the power of collaborative efforts. He extends his heartfelt appreciation to the NEIS Program, mentors, supporters, and the entire SmartyDesk team for their contributions in turning a dream into reality.

### **In Conclusion**

Rodger Graham's journey of success, marked by the triumphant completion of the 18-month NEIS Federal Australian Funded Grant, epitomizes dedication, innovation, and empowerment. It underscores the latent potential within every aspiring entrepreneur and accentuates the role of strategic support in propelling dreams towards tangible fruition. As Rodger Graham forges ahead in steering SmartyDesk to unprecedented heights, his narrative resonates as a source of inspiration for the entrepreneurial realm – a testament that tenacity, ambition, and an unyielding pursuit of excellence are the bedrock of victory.





# News Article

22<sup>th</sup> August 2023

Yesterday, SmartyDesk Australia had the privilege of participating in the proceedings of the House of Representatives Select Committee on Workforce Australia Employment Services. Chaired by Mr. Julian Hill MP, the committee also included Mr. Russel Broadbent MP as Deputy Chair, Mr. Aaron Violi MP as a Committee member, and Dr. Joel Bateman as the Secretary, alongside other esteemed dignitaries, Rodger Graham and guests.

## The Event

During this event, esteemed members of the committee and dedicated Secretariat staff engaged with various representatives from SmartyDesk, including CEO Rodger Graham (SmartyDesk), as well as frontline personnel from MTC and participants from Workforce Australia. The attendees also included representatives from Skills for Education and Employment (SEE), Self-Employment Assistance, and Employability Skills Training (EST). The primary focus of the discussions centered around highlighting the significance of SmartyDesk's SaaS (Software as a Service) software.

## Valuable opportunity

This provided a valuable opportunity to present the distinct advantages and provide an overview of the SmartyDesk SaaS software application. The discourse delved into the myriad benefits offered by our services, underscoring how SmartyDesk's pioneering vision is making noteworthy contributions to both businesses and individuals.

## Insight

The insights shared and information exchanged during this event will be carefully reviewed by the Committee. Their findings will subsequently be presented to the Parliament later this year. This review process underscores the Committee's commitment to thoroughly assess the implications and potential impacts of initiatives such as SmartyDesk's SaaS software on the broader employment landscape.



"Thank you, Kathleen Meadmore & Jeff Heath, for your invaluable guidance and support in my business journey; your insights and encouragement have been truly transformative."

*Rodger Graham*

CEO SmartyDesk LLC

# Executive Summary



A new standard for Productivity & Collaboration without limits

## Company Overview

SmartyDesk™ is an innovative technology company dedicated to revolutionizing the way businesses manage their operations through practical cutting-edge A.I. business intelligence software solutions developed by real industry leaders. A suite of products designed to streamline processes. Enhancing productivity, whilst consolidating tools, cutting costs, simplify complexity. Whilst reducing our carbon footprint. SmartyDesk is at the leading forefront of the digital transformation era with Infinite possibilities.

## Current Position

SmartyDesk has successfully launched its core prototype platform and is currently in the seeding phase, attracting a diverse range of B2B clients. Our user base is steadily expanding, and initial feedback has been overwhelmingly positive, particularly regarding our unique features and seamless integration capabilities. We have established strategic partnerships and are continuously enhancing our platform to meet the evolving needs of our customers.

## SmartyDesk Aims

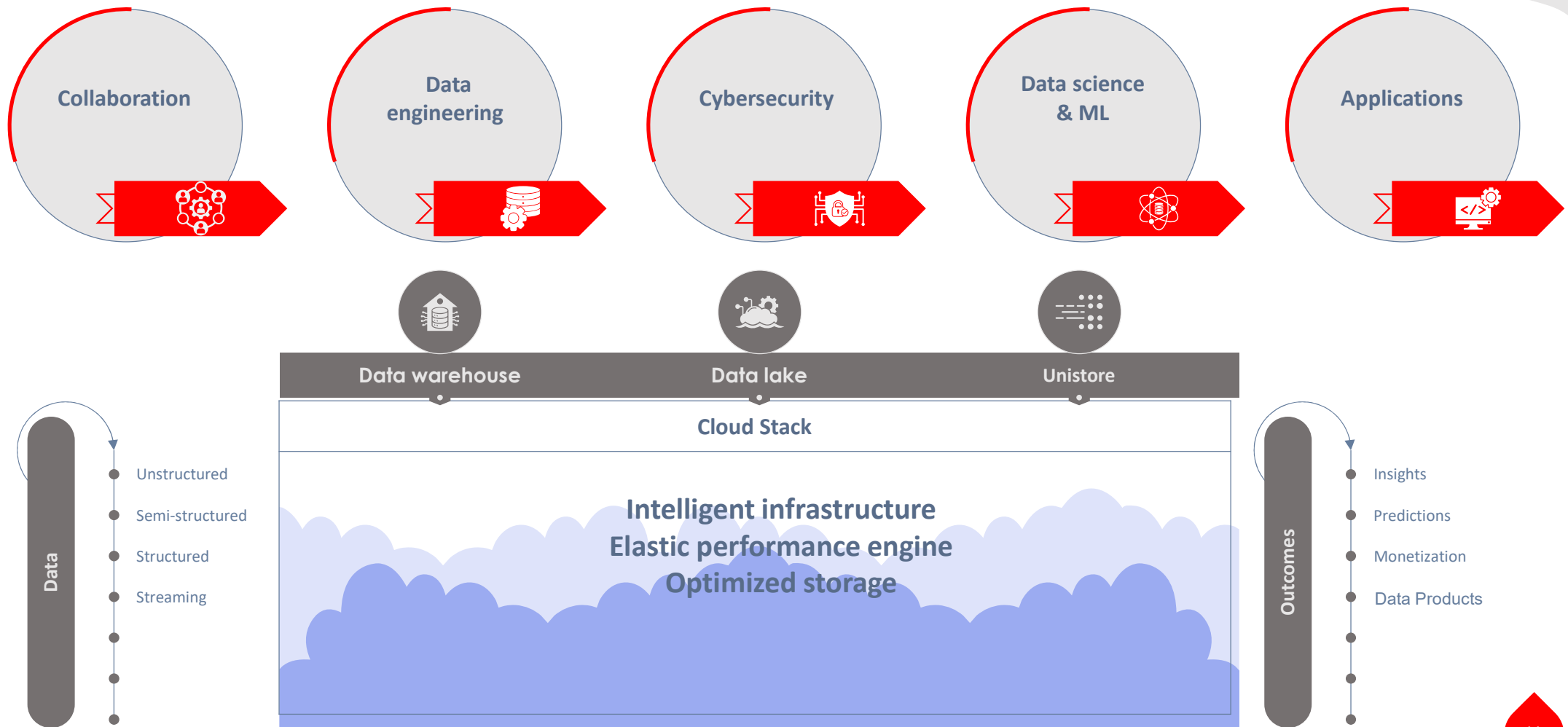
SmartyDesk aims to replace the need for multiple work applications and streams by offering a comprehensive platform of features that streamline business processes and boost productivity, that reduces time and costs.

## Reducing the Carbon Footprint through Technology

In today's dynamic business environment, changing workspaces have become increasingly common, driven by factors such as remote work, hybrid office models, and the need for flexible working arrangements. As organizations adapt to these changes, minimizing the carbon footprint associated with workspaces is crucial for sustainability “Go Green Go Paperless”



# Products and services Structures



# Brief Product Overview

SmartyDesk SaaS is a cutting-edge WOS (Work Operating System), a unified cloud solution powered by AI, engineered to redefine business processes, designed to streamline business operations and eliminate the need for multiple independent tools. SmartyDesk delivers a comprehensive productivity platform that enhances efficiency with AI technologies, combining teams, tasks, and tools into a single space. Its management, accounting, project management, real-time collaboration, and automation capabilities that boost visibility, efficiency, and collaboration, equipping organizations with the tools to deliver projects on time and drive business success.

## “Consolidate tools. Cut costs & Simplify Complexity ”

### Key Features

#### ● Contact Databases

Efficiently manage customer and contact information, ensuring data is always up-to-date and easily accessible. This feature facilitates seamless communication and follow-ups, allowing businesses to maintain strong relationships with their clients.

#### ● Project and Task Management

Integrated AI technology organize projects, using views like lists, boards, and timelines. Track progress with dashboards and reports, providing real-time insights into project status. Fosters collaboration and accountability within teams, helping businesses efficiently, ensuring that messages are delivered to the right people at the right time. **WHAT, WHY, HOW, WHERE, WHO, WHEN**

#### ● Real-Time Communications & Collaboration

Enable live team chat, video, audio, screen, whiteboards for brainstorming and visual planning, file sharing to enhance team collaboration and communication. This supports remote and hybrid work environments, ensuring teams can work together effectively regardless of location.

#### ● Resource Management

Easily customize SmartyDesk to meet the growing needs of teams with flexible workflows. Optimize resource allocation and workload distribution. Use tools for tracking dependencies and managing team capacity.

#### ● Task & Plan Management

Create, assign, and track tasks with customizable statuses. Use task templates and custom fields to tailor workflows for specific needs.

#### ● A.I. Automations & Integrations

Automate repetitive tasks and workflows without coding. Streamline processes such as employee onboarding, IT requests, and expense reimbursements. Tools including calendars, messaging apps, and cloud storage services. Ensure seamless integration across your tech stack, enhancing overall productivity.

#### ● Customizability & Flexibility

Easily customize SmartyDesk to meet the growing needs of teams with flexible workflows. Adapt the platform to various team requirements, whether for marketing, product development, engineering, or organization management.

#### ● Real-Time live Reporting, Analytics & Audits

Generate detailed reports and insights to track performance and outcomes. Use OKR (Objectives and Key Results) planning to align efforts with business goals. ISO Standards integrated.

# Company Introduction

Smarty Desk™ | A new standard for productivity



## OUR VISION

Providing opportunity through business intelligence, collaboration, creation online services that function and visually enhance the spaces in which community's works, whilst reducing our carbon footprint. Our goal is to be the leading provider of A.I. management solutions, recognized for our innovation, quality, and customer-centric approach.



## MISSION STATEMENT

Our mission is to empower businesses of all sizes with accessible, efficient, and powerful management tools, enabling them to thrive in an increasingly competitive and dynamic market. Empowering everyone and every organisation to achieve success through innovation.



## CORE VALUES

**Passion:** Constantly pushing the boundaries of technology to deliver cutting-edge solutions. Passion is the fuel that drives our culture.

**People:** Prioritizing the needs and success of our customers. We care deeply about people. Our planet, and the communities to which we belong.

**Place :** We take our responsibilities to the environment seriously. Through our actions we contribute towards creating a better place for future generation. We strive for a paperless environment.

**Freedom:** Supporting the freedom to pursue opportunities through collaborative communities that is based on individual expression, and a collective for all to explore.

## Be Global

An enhanced, multi-national platform stage.

## Be Connected

Interfacing the world through spaces in collaboration and connections

## Be Innovative

Powering changes through online spaces, building cooperation and giving productivity



# Company Description

## Our Motives

Overall, SmartyDesk aims to create a **versatile** environment where teams can work more efficiently, communicate effectively, **enhancing collaboration** and achieve their goals with a automated tools that adapts to their needs with unparalleled freedom, control, and portability.



### Company History

Concept Founded in **2022**, by Rodger Graham and Bishal Ghimire the goal of streamlining business operations through real time practical technology. Initially focused on CRM solutions, SmartyDesk expanded its offerings to include Customer solutions & services, project management, accounting, marketing, QMS and business intelligent tools.

**2022:** Initial Development product prototype, unreleased version, SmartyDesk CRM SaaS, integrating project management, accounting, and tools. The company has continuously improved and integrated new features based on user feedback, making it a versatile and scalable solution for modern enterprises.

**August 2023:** SmartyDesk Australia had the privilege of participating in the proceedings of the House of Representatives Select Committee on Workforce Australia Employment Services. Chaired by Mr. Julian Hill MP, the committee also included Mr. Russel Broadbent MP as Deputy Chair, Mr. Aaron Violi MP as a Committee member, and Dr. Joel Bateman as the Secretary, alongside other esteemed dignitaries and guests.

### The Event

During this event, esteemed members of the committee and dedicated Secretariat staff engaged with various representatives from SmartyDesk, including CEO Rodger Graham (SmartyDesk), as well as frontline personnel from MTC and participants from Workforce Australia. The attendees also included representatives from Skills for Education and Employment (SEE), Self-Employment Assistance, and Employability Skills Training (EST). The primary focus of the discussions centered around highlighting the significance of SmartyDesk's SaaS (Software as a Service) software.

### Valuable opportunity

This provided a valuable opportunity to present the distinct advantages and provide an overview of the SmartyDesk SaaS software application. The discourse delved into the myriad benefits offered by our services, underscoring how SmartyDesk's pioneering vision is making noteworthy contributions to both businesses and individuals.

<https://www.facebook.com/smartydesk>

**Early 2023:** Early alpha and beta testing phases were conducted to refine the platform based on user feedback.

**Late 2023:** Introduced the innovative Open A.I. features to enhance user engagement.

**2023:** Established SmartyDesk LLC in Delaware, USA, leveraging favorable business conditions

**2024:** Seeding phase, Seeking funds, the focus on developing a solid foundation for SmartyDesk, ensuring the platform met the needs of its users, and positioning the company for future growth and scalability.



# Our Short term Goals

Business Objectives during the Seeding Phase:

## DEVELOPMENT PLAN

Develop a minimum viable product (MVP) to attract early adopters and gather feedback. Establish a small but dedicated user base to validate the product-market fit.

**Objective:** Attract more users through targeted marketing campaigns and partnerships.

**Strategy:** Utilize online advertising, social media marketing, and SEO to increase visibility and attract new users.

2024

Seeking Investment

MVP

2024

Product Development

## BRANDING

Implementing targeted marketing campaigns to increase brand awareness, expanding the sales team to capture new markets and customer segments, and attending industry conferences and events to showcase SmartyDesk.

**Objective:** Increase brand awareness and attract new customers.

**Strategy:** Create and execute marketing campaigns that highlight the unique features and benefits of SmartyDesk CRM, leveraging both digital and traditional marketing channels.

Marketing and Sales

## FUNDING PLAN

SmartyDesk is seeking \$2,000,000 in funding to support further development and market growth expansion initiatives over the next 18 months.

By securing this investment, SmartyDesk aims to accelerate product development, expand its market presence, and enhance its platform to better serve its growing user base. The funding will enable the company to achieve its strategic objectives and position itself as a leading player in the CRM SaaS market.

2024

## BUILD IMPROVMENTS

Hiring additional software developers and engineers to enhance platform features, investing in cloud infrastructure and security improvements, and purchasing necessary software licenses and tools for development.

**Objective:** Continuously improve the product to meet user needs and stay competitive.

**Strategy:** Gather feedback through surveys, user testing, and direct customer interactions to identify areas for improvement and implement changes rapidly.

2024-2025



# Our long term Goals

Expand into New International Markets

## A.I. AUTOMATIONS & INTERGRATIONS

Integrate Advanced AI and Machine Learning Capabilities:

**Objective:** Enhance the platform's functionality and offer more personalized, efficient services.

**Strategy:** Invest in R&D to develop AI-driven features, such as predictive analytics, automated customer support, and intelligent data insights, to improve user experience and operational efficiency.

2025-2026

Increase the base

## EXPAND THE MARKETS

Expand into New International Markets. Increase user base and market penetration through targeted marketing campaigns.

Lay the groundwork for scaling the business, including setting up infrastructure and support systems to handle growth.

**Objective:** Increase global presence and reach new customer segments.

**Strategy:** Conduct market research to identify high-potential regions, establish local partnerships, and adapt marketing strategies to fit regional preferences and regulatory requirements.

Artificial intelligence

2025

2025-2026

Revenue Growth

## ACHIEVE SUSTAINABLE GROWTH

Maintain Steady Revenue Growth, Enhance Customer Retention.

**Objective:** Achieve a consistent increase in annual revenue.

**Strategy:** Implement diversified revenue streams, including subscription plans, premium features, and consultancy services. Regularly review pricing strategies and adjust them based on market conditions and customer feedback to maximize profitability.

## INNOVATION SOLUTIONS

Focus on Customer-Centric Innovations & Enhance Security Measures:

**Objective:** Continuously adapt and innovate based on user feedback and emerging market trends.

**Strategy:** Establish a dedicated innovation team to explore new technologies and trends. Implement a feedback loop with customers to ensure their needs and suggestions are prioritized in development plans.

Enhance Security Measures

Launch Mobile Application Development

Develop a Robust Ecosystem of Third-Party Integrations

Expand Team, support and Infrastructure

Centric Innovations

2026

# Business model



## Cloud Scalability

The ability to increase or decrease IT resources as needed to meet changing demand of your business

# Overview Products & Services

A.I. business intelligence scalable solutions

## Core

**People, Customers, Services**

Projects management, Tasks, Issues, Development, Compliance

## Workspaces

**Organization, Collaboration, Visibility, Reporting**

one unified suite. Integrated AI , multiple methodologies (Agile, Scrum, Kanban etc.), using views, lists, boards, timelines, Gantt and calendar. Track progress with dashboards and reports, providing real-time insights into project status.

## People Plus

**Staff, Rosters, Schedules, Payroll**

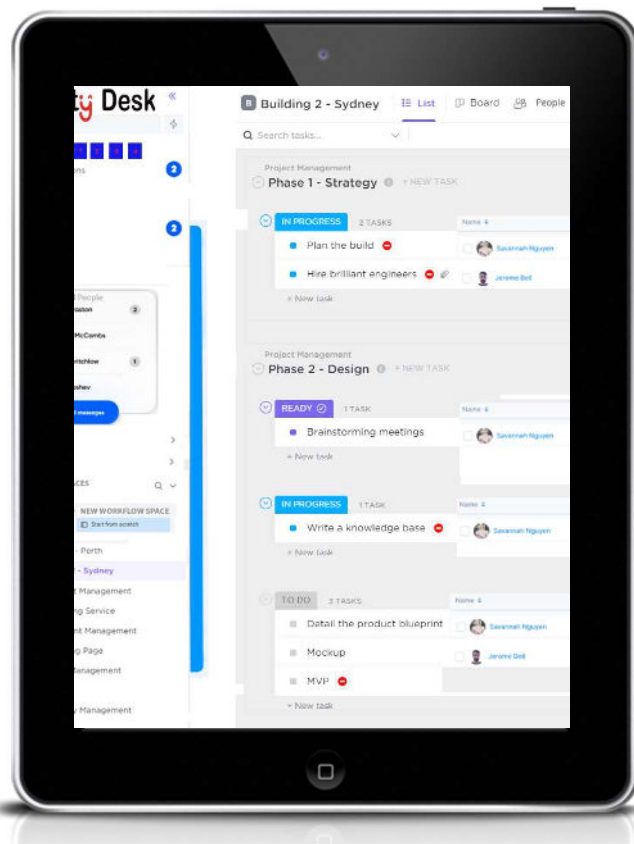
Unified HR platform, Human resource management, roster, schedules and payroll, Live GPS tracking and Geofencing

## Templates

Policy's, OHS, SOP, SWMS, KPI, Audits, Forms, Checklists, PowerPoint, Slides

## Security

High-security features and compliance, controls and standards



## Collaboration Tools

**Real-time Video chat, Screen share, commenting, mention, file sharing, attachments, file sharing links**

Planning, Tracking, Progress, Resources, Risk, Quality Control, Reporting and task management  
Organize and oversee projects and tasks to boost productivity. Audits, checklists, reporting costing. Estimations, Time, People management and Tracking

## Accounting, Estimations, Proposals & Tendering

**Money, Finances, Banking,, Reports, Marketing, Analysis's**

Manage financial Invoicing and Billing create and send invoices, track payments, purchases and manage billing. Bank Reconciliation, Expense Tracking, Financial Reporting, Inventory Management

## Reporting & Analytics

**Advanced reporting and analytics, Comprehensive, Customizable**

Manage Advanced reporting and analytics,customizable dashboards and reporting in real-time data

## Third-Party Integrations

**Mobile Access**

**ISO Compliance**

**QMS Systems, Auditing**

# Platform Transformation Development

## Product Overview of SmartyDesk

SmartyDesk is a versatile project management tool that aims to centralize all work in one platform, reducing the need for multiple apps and streamlining workflow processes. Here's a detailed product overview of SmartyDesk:

**1.All-in-One Platform:** SmartyDesk positions itself as a single solution for task management, document sharing, goal setting, and communication. This reduces the need to switch between different tools, enhancing efficiency and collaboration.

**2.Customizable Features:** One of SmartyDesk's standout features is its high level of customization. Users can tailor nearly every aspect of their workflow, including tasks, views, statuses, and even the platform's interface. This makes it suitable for a variety of industries and team sizes.

**3.Multiple Views:** The platform supports multiple views for managing tasks and projects, including List, Board, Calendar, Gantt, and Table views. This flexibility allows teams to choose the view that best suits their working style.

**4.Automaton:** SmartyDesk includes automation capabilities that help automate repetitive tasks, such as task assignments, status updates, and reminders. This feature saves time and reduces the likelihood of human error.

**5.Integration:** It integrates with over 100 third-party apps, including time tracking tools, calendars, messaging apps, and more. These integrations help users streamline their workflows and keep all their tools in one centralized place.

**6.Collaboration Tools:** The platform offers comprehensive collaboration features like real-time chat, commenting, attachments, and email integration. These tools help ensure that team members are always connected and can easily share information.

**7.Docs & Wikis:** SmartyDesk includes powerful document management capabilities, allowing teams to create, share, and collaborate on documents directly within the platform. The Docs feature also supports creating knowledge bases or wikis for internal use.

**8.Reporting and Analytics:** Users can generate detailed reports and access analytics to track team performance, project status, and individual productivity, helping managers make informed decisions.

**9.Security:** SmartyDesk prioritizes data security with features like data encryption, two-factor authentication, and compliance with data protection regulations.

**Overall,** SmartyDesk is designed to be a comprehensive and customizable tool that can adapt to the specific needs of any team, helping streamline operations and enhance productivity across various business functions.

## Some key words Features

Reports	Forecasting	Enablement Framework
Roadmaps	Resource Management	Automated Checklists
Advanced Kanban	Team Tool Connectors	Definition of Done
Lists	Work Levels	Embedded Videos
Board	Defects	Security
Calendar	Tasks	Integrated Single Sign On
Gantt	Stories	Encryption at REST
Mind Maps	Epics	API
Table	Features	Apps
Objectives	Themes	Files
Program Board	Capabilities	Documents
Risks	Goals	Videos
Dependency Maps	Strategies	Planning
Work Tree	Reporting Levels	Tracking
Epic Financials	Teams	Progress
Value Engineering	Releases	Resources
Visioning & Ideation	Planning Intervals	Task management
Personas	Products	Audits
Enhancement Portal	Org Structures	Checklists
Finances	Room Access	Costing
Banking	Team Room	Estimations
Marketing	Program Room	Accounting
Work Spaces	Product Room	Bank Reconciliation
Portfolio Room	People management	Expense Tracking, Financial
Strategy Room	Tracking GPS	Inventory Management
Storage	Risk	

SmartyDesk mobile app, available for both iOS and Android devices, offers a range of features designed to boost productivity and enhance collaboration on the go. Here are some of its key features:

● Call ● Video ● Chat ● TXT

- **Board Management:** Users can create, update, and manage boards directly from the app. Boards are central to SmartyDesk functionality, allowing users to organize projects, tasks, and workflows.

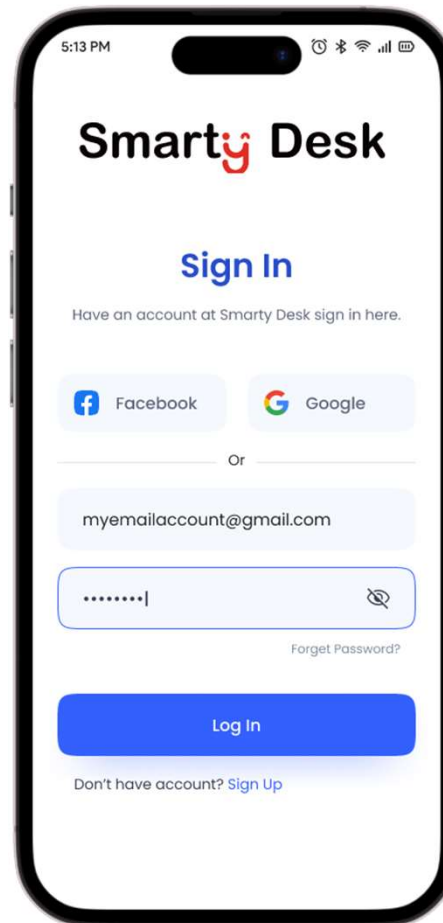
- **Updates Section:** This feature facilitates communication within teams. Team members can post updates, respond to comments, and share files and links directly on task items.

- **Notifications:** The mobile app provides push notifications to keep users informed about important updates, mentions, and task assignments.

- **Workdocs:** Users can access and collaborate on documents through the mobile app, making it easier to work on shared text documents within the platform.



## App Features



- **Offline Mode:** The app supports offline access, allowing users to view and edit boards even without an internet connection. Changes are synced once the device reconnects to the internet.

- **Dashboards:** While dashboards need to be set up on a desktop, the mobile app allows users to view and monitor dashboards, which can include various widgets and data visualizations.

- **File Management:** The app enables management of files and images, which can be attached to board items for easy access and organization.

- **Customization:** Users can customize boards with different columns and integrations to tailor the workflow to their specific needs.

- **Integrations and Automations:** The app supports various integrations with other tools and services, as well as automation of repetitive tasks to streamline workflow processes.

# Product Links

## Main

### SmartyDesk™

- Official website: <https://smartydesk.com>
- Overview of our products & services.
- Notion pages.

## Products

### SmartyDesk® SaaS™

Open Business Management Platform (ERP/CRM/HRM).

- Official website: <https://smartydesk.com>
- SaaS: (FREE to use for now).
- Demo:
- Code:

### SmartyDesk® Teams™

Open Work and Project Management Platform.

- SaaS: (WIP, FREE to use for now).
- Code:

### SmartyDesk® Smarty AI™

Open AI Platform (Stealth).

- Official website: <https://ai.smartydesk.com>. (WIP, Stealth).
- Code: (WIP, Stealth).

### SmartyDesk® Digital™

Open Commerce Platform for On-Demand Economy and Digital Marketplaces.

- Official website:
- Code: <https://github.com/smartydesk/digital>.

### SmartyDesk® Connect™

Open Video Management Platform.

- Official website: <https://connect.smartydesk.com>.
- Code:

### SmartyDesk® OpenSaaS™

Open solution for creating, managing, and deploying full-featured SaaS offerings.

- Official website: <https://> (WIP).
- Code: <https://github.com/smartydesk/opensaas> (WIP).

## Services

### SmartyDesk® Tech™

Build custom software / customize our existing platforms for your business.

Official website: <https://dev.smartydesk.com>.

### SmartyDesk® IQ™

On-Demand Talent Network for your business.

Official website: <https://> (WIP).

# Business Strategy

## Definiteness Of Purpose

Is The Starting Point Of All Achievement



Welcome to the future of business management with **SmartyDesk™**, the revolutionary next-generation A.I. business intelligence software solutions.

**SmartyDesk™** is an innovative technology company dedicated to revolutionizing the way businesses manage their operations through practical cutting-edge A.I. business intelligence software solutions developed by real industry leaders. A suite of products designed to streamline processes. Enhancing productivity, whilst consolidating tools, cutting costs, simplify complexity. Whilst reducing our carbon footprint. SmartyDesk is at the leading forefront of the digital transformation era with Infinite possibilities.



# Tactics

## **Product Differentiation: Unveiling the Unique Features of SmartyDesk**

In the ever-evolving landscape of Customer Relationship Management (CRM) systems, standing out in a saturated market is both a challenge and an opportunity. SmartyDesk rises to this challenge by offering a suite of unique features that not only meet but exceed the expectations of modern businesses. Here, we delve into the distinctive attributes of SmartyDesk that set it apart from competitors such as Monday.com, Salesforce, and ClickUp. SmartyDesk's commitment to privacy principles and ethical AI practices underscores its dedication to providing a secure and trustworthy platform.

## **AI-Powered Assistance: Smarter CRM Management**

SmartyDesk leverages artificial intelligence to offer a smarter, more intuitive CRM experience. The AI assistant in SmartyDesk helps manage and automate routine tasks, freeing up valuable time for users to focus on more strategic activities. From automating data entry to providing predictive analytics, the AI assistant ensures that businesses have the insights they need to make informed decisions. This integration of AI not only enhances efficiency but also provides a competitive edge by enabling more personalized and timely interactions with customers.

## **Seamless Integration Capabilities: Enhancing Connectivity**

A key differentiator for SmartyDesk is its ability to integrate seamlessly with a wide range of social media platforms, email systems, calendars, and phone systems. This comprehensive integration capability ensures that all customer interactions and data are centralized within the CRM, providing a holistic view of customer relationships. Unlike competitors such as Monday.com, Salesforce, and ClickUp, SmartyDesk offers out-of-the-box integrations that are easy to set up and use, minimizing the need for extensive technical support.

## **Privacy Principles Search, Learning, and Artificial Intelligence:**

SmartyDesk places a strong emphasis on privacy principles and ethical AI practices. The platform is designed with robust privacy features that ensure user data is handled with the utmost care and compliance with global data protection regulations. Here's how SmartyDesk differentiates itself in this critical area: Privacy-Centric AI, Advanced Data Security, Ethical AI Learning, User-Controlled Data.

**Market Penetration** SmartyDesk leverages aggressive online marketing campaigns to drive traffic and conversions, setting itself apart from competitors. By employing a comprehensive digital marketing strategy, SmartyDesk effectively reaches a broad audience across various online platforms. Key tactics include:

### **Search Engine Optimization (SEO)**

### **Pay-Per-Click (PPC) Advertising**

### **Content Marketing**

### **Social Media Marketing**

### **Email Marketing**

### **Billboard and other electronic media.**

## **Competitive Pricing Plans**

SmartyDesk offers competitive pricing plans with attractive packages tailored for small to medium-sized businesses, encouraging adoption over its competitors. The pricing strategy is designed to provide maximum value, making it an appealing choice for businesses looking to optimize their customer relationship management without breaking the bank. Key aspects of the pricing plans include:

### **Affordable Entry-Level Packages**

### **Scalable Pricing Tiers**

### **Transparent Pricing**

### **Freemium Model**

## **Customer Engagement & Strategic Partnerships**

Implement robust customer support and success programs to ensure high user adoption and satisfaction. Conduct webinars, training sessions, and provide educational resources to help customers maximize the benefits of SmartyDesk.

# Strategic Impact

## Revenue Growth

Projected 150% increase in annual revenue within 18 months due to targeted marketing campaigns and product enhancements.

### Aggressive Market Penetration:

SmartyDesk's strategy of leveraging aggressive online marketing campaigns and offering competitive pricing plans is designed to drive substantial revenue growth. By targeting small to medium-sized businesses with tailored, affordable packages, SmartyDesk can capture a significant market share. This approach ensures a steady stream of new customers, increasing the overall revenue.

### Enhanced Customer Retention:

The unique rewards system and loyalty program of SmartyDesk not only attract new customers but also help in retaining existing ones. Higher user engagement and satisfaction lead to reduced churn rates, contributing to sustained revenue growth over time. Compared to competitors like Salesforce, Monday.com, and ClickUp, SmartyDesk's focus on gamification and customer rewards offers a distinct advantage in maintaining a loyal customer base.

## Market Expansion

**Geographic Diversification:** SmartyDesk aims to expand its presence in new geographic markets, particularly those with high adoption rates for cloud-based solutions. By tailoring marketing strategies to suit regional preferences and leveraging local partnerships, SmartyDesk can penetrate new markets more effectively than its competitors.

**Sector-Specific Solutions:** SmartyDesk's flexible and customizable platform allows it to cater to specific industry needs. By developing sector-specific CRM solutions, SmartyDesk can address unique business requirements in various industries such as healthcare, retail, and education. This targeted approach enables SmartyDesk to expand its market reach and appeal to a broader audience.

## Product Innovation

### AI-Powered Features:

SmartyDesk's integration of artificial intelligence sets it apart from other CRM platforms. The AI assistant helps automate routine tasks, provides predictive analytics, and enhances data-driven decision-making. This focus on AI not only improves efficiency but also offers a level of personalization and automation that competitors like Salesforce and Monday.com are still striving to achieve.

### Continuous Improvement and Updates:

SmartyDesk is committed to continuous improvement and regular updates based on customer feedback and emerging trends. This ensures that the platform remains at the cutting edge of technology and user needs. By staying agile and responsive, SmartyDesk can introduce innovative features faster than competitors, maintaining a competitive edge.

### User Experience and Accessibility:

With a strong emphasis on user-friendly design and seamless integration capabilities, SmartyDesk ensures that all functionalities are easily accessible and intuitive to use. This focus on usability makes SmartyDesk a preferred choice for businesses seeking a CRM solution that enhances productivity without a steep learning curve.

## Competitor Comparison

**Salesforce:** Dominates the market but at a higher cost with complex features. SmartyDesk offers a more affordable and user-friendly alternative with added rewards and loyalty program.

**Monday.com:** Known for project management, but SmartyDesk provides a comprehensive CRM solution with integrated rewards.

**ClickUp:** Focuses on task management, while SmartyDesk offers a broader range of CRM functionalities and better engagement tools.

This comprehensive Business Strategy Plan outlines the key tactics, strategic impacts, technological integrations, core values, and credibility measures necessary to position SmartyDesk as a leading SaaS CRM provider in a competitive market.

# E-commerce & Technology

## Cloud-Based Infrastructure

### Scalability and Flexibility:

SmartyDesk's cloud-based infrastructure offers unparalleled scalability and flexibility, allowing businesses to grow without worrying about the limitations of on-premises systems. By leveraging cloud technology, SmartyDesk ensures that its platform can handle increasing volumes of data and users seamlessly. This is a significant advantage over which have more rigid and costly scalability options.

### Cost Efficiency:

Cloud-based solutions eliminate the need for expensive hardware and maintenance, reducing overall IT costs for businesses. SmartyDesk's cloud infrastructure is designed to provide cost-effective solutions, particularly attractive to small and medium-sized businesses. This cost efficiency is a major selling point compared to traditional CRM systems that require substantial upfront investments.

### Reliability and Availability:

SmartyDesk guarantees high availability and reliability through its robust cloud infrastructure. With redundant systems and automatic failovers, SmartyDesk ensures minimal downtime and continuous access to critical business data. This reliability surpasses many traditional systems and offers a competitive edge over other cloud-based CRMs.

## AI and Machine Learning Integration

### Intelligent Automation:

SmartyDesk integrates advanced AI and machine learning technologies to automate routine tasks and processes. This intelligent automation reduces manual workload, allowing employees to focus on more strategic activities. Compared to Salesforce, Monday.com, and ClickUp, SmartyDesk's AI capabilities are designed to offer more intuitive and proactive automation, enhancing overall efficiency.

### Predictive Analytics:

AI-powered predictive analytics in SmartyDesk provide valuable insights into customer behavior, sales trends, and potential business opportunities. This feature enables businesses to make data-driven decisions, improving forecasting accuracy and strategic planning. The advanced predictive analytics capabilities of SmartyDesk set it apart from competitors by offering deeper and more actionable insights.

### Personalization:

AI and machine learning enable SmartyDesk to deliver personalized experiences to users and customers. By analyzing user interactions and preferences, SmartyDesk can tailor recommendations, content, and communications to individual needs. This level of personalization is a distinct advantage over other CRMs, fostering stronger customer relationships and loyalty.

## Mobile Accessibility

### On-the-Go Access:

SmartyDesk's mobile applications provide full access to CRM functionalities, ensuring that users can manage their business operations from anywhere, at any time. This mobile accessibility is crucial for today's remote and flexible work environments. While Salesforce and Monday.com offer mobile solutions, SmartyDesk's user-friendly interface and comprehensive mobile capabilities give it an edge in terms of ease of use and functionality.

### Real-Time Updates:

With real-time updates and notifications, SmartyDesk ensures that users stay informed and responsive to changes and opportunities. The ability to receive instant alerts and updates on mobile devices enhances productivity and decision-making. This feature is particularly beneficial for sales teams and field agents who need timely information on the go.

### Enhanced User Experience:

SmartyDesk's mobile app is designed with a focus on user experience, providing a seamless and intuitive interface. The enhanced user experience on mobile devices encourages higher adoption rates and satisfaction among users. This advantage over competitors like ClickUp and Monday.com, which may have more complex or less intuitive mobile interfaces, positions SmartyDesk as a preferred choice for businesses prioritizing mobile accessibility.

# Credibility and risk reduction

## Quality Assurance

### Rigorous Testing Protocols:

SmartyDesk adheres to stringent quality assurance protocols to ensure the reliability and performance of its CRM platform. The development team conducts extensive testing, including unit tests, integration tests, and user acceptance tests, to identify and resolve any issues before release. This meticulous approach helps maintain high standards of quality and functionality.

### Continuous Improvement:

SmartyDesk is committed to continuous improvement through regular updates and feature enhancements. Feedback from users is actively solicited and incorporated into the development cycle, ensuring that the platform evolves to meet the changing needs of its customers. This proactive approach to quality assurance helps build trust and satisfaction among users.

## Quality Assurance, Compliance, and Risk Reduction

**Quality Assurance:** Automated Testing: Implements automated testing frameworks to ensure consistent quality and reduce the risk of human error.

**Beta Testing:** Engages a community of beta testers to provide real-world feedback and identify potential issues before broader release.

**User Training:** Offers comprehensive training resources and support to ensure users can effectively utilize the platform and report any issues.

## Compliance

**Data Encryption:** Uses advanced encryption methods to protect data at rest and in transit, ensuring compliance with international data protection laws.

**Audit Trails:** Maintains detailed audit trails to monitor access and changes to data, providing transparency and accountability.

**Legal Updates:** Regularly reviews and updates policies to stay compliant with new regulations and legal requirements across different markets.

## Risk Reduction

**Regular Security Audits:** Conducts regular security audits to identify and mitigate potential vulnerabilities.  
**Disaster Recovery:** Implements robust disaster recovery plans to ensure data integrity and availability in case of unexpected events.

**Incident Response:** Has a dedicated incident response team to quickly address and resolve any security breaches or data protection issues.

## Compliance and Regulation

### United States:

SmartyDesk complies with federal and state regulations in the United States, including the California Consumer Privacy Act (CCPA). The platform's data protection measures ensure that user data is handled securely and transparently, meeting all necessary legal requirements. Regular audits and updates ensure ongoing compliance with evolving regulations.

### Canada:

In Canada, SmartyDesk adheres to the Personal Information Protection and Electronic Documents Act (PIPEDA). The platform's privacy policies and data handling practices are designed to meet the stringent requirements of PIPEDA, ensuring that personal information is protected and used responsibly.

### Europe:

SmartyDesk is fully compliant with the General Data Protection Regulation (GDPR), the strict data protection law in the European Union. GDPR compliance includes obtaining explicit consent from users for data processing, ensuring data portability, and implementing strong data protection measures. Regular GDPR audits help maintain compliance and protect user privacy.

### Asia:

In Asian markets, SmartyDesk adheres to various regional regulations, including the Personal Data Protection Act (PDPA) in Singapore and the Personal Information Protection Act (PIPA) in South Korea. The platform ensures that its data handling practices are in line with local laws, providing robust data protection and privacy for users across Asia.

# SWOT Analysis



## Strengths

**Innovative Features:** SmartyDesk offers unique features such as a rewards system and loyalty program integration, which enhance user engagement and retention. These gamified elements distinguish SmartyDesk from competitors like Salesforce and Monday.com, providing a compelling reason for users to choose SmartyDesk.

**AI-Powered Assistance:** The integration of AI and machine learning allows SmartyDesk to automate routine tasks and provide predictive analytics. This enhances operational efficiency and provides users with valuable insights, giving SmartyDesk a competitive edge in the CRM market.

Comprehensive

**Integration:** SmartyDesk seamlessly integrates with various social media platforms, email systems, calendars, and phone systems, offering a holistic view of customer interactions. This extensive integration capability is a significant advantage over other CRM solutions.

**Scalability and Flexibility:** The cloud-based infrastructure of SmartyDesk ensures scalability and flexibility, allowing businesses to grow without being constrained by their CRM system. This makes SmartyDesk an attractive option for companies of all sizes.

## Opportunities

**Market Expansion:** There is significant potential for SmartyDesk to expand into emerging markets in Asia and other regions where CRM adoption is increasing. Tailoring marketing strategies to these regions can open new revenue streams (SmartyDesk).

**Enhanced Data Security:** With increasing concerns over data privacy, enhancing data security measures can attract more customers who prioritize compliance with data protection regulations such as GDPR and CCPA.

**Partnerships and Alliances:** Forming strategic partnerships with other tech companies and industry influencers can help SmartyDesk increase its market presence and credibility.

**Product Diversification:** Expanding the product line to include more industry-specific solutions can cater to niche markets, providing tailored CRM solutions for sectors like healthcare, finance, and retail.

## Weaknesses

**Brand Recognition:** Compared to established players like Salesforce and Monday.com, SmartyDesk has lower brand recognition. This could be a barrier to entry in markets where brand trust plays a crucial role in decision-making.

**Resource Limitations:** As a relatively newer player, SmartyDesk may face limitations in resources for marketing, R&D, and scaling operations as compared to its well-funded competitors.

**Complexity of Transition:** Businesses already using another CRM might find the transition to SmartyDesk complex and time-consuming, potentially deterring potential customers from switching.

## Threats

**Intense Competition:** The CRM market is highly competitive, with established players like Salesforce, Monday.com, and ClickUp continuously innovating. SmartyDesk needs to continuously improve and differentiate to stay competitive.

**Economic Downturns:** Economic instability or downturns can affect business investments in new CRM systems, potentially impacting SmartyDesk's growth.

**Data Breaches & Technological Changes :** Any data breaches or security failures can severely damage SmartyDesk's reputation and lead to loss of customer trust, legal consequences, and financial penalties.

## SWOT summary

SmartyDesk stands out in the CRM market with its innovative features, AI-powered assistance, and comprehensive integration capabilities. While facing challenges like brand recognition and resource limitations, SmartyDesk has significant opportunities for market expansion, enhanced data security, and strategic partnerships. However, it must navigate threats from intense competition, economic downturns, rapid technological changes, and potential data breaches. By leveraging its strengths and addressing weaknesses, SmartyDesk can position itself as a leading CRM solution provider, capable of sustaining long-term growth and success in a competitive landscape.

# Primary market Research



## Preliminary Informal Investigation Summary for SmartyDesk

SmartyDesk has undertaken a comprehensive preliminary informal investigation to gather insights into the CRM and collaboration services industry. This research encompasses industry trends, competitor analysis, prospective customer feedback, and functionality mock-ups, providing a well-rounded understanding of the market landscape.

## Industry Overview

The CRM and collaboration services industry has experienced significant growth, driven by the increasing demand for remote work solutions and efficient customer relationship management tools. According to Statista, remote work trends have surged, with a substantial portion of the workforce operating from home due to technological advancements and changing workplace norms (SmartyDesk). Additionally, McKinsey & Company highlights the critical role of digital tools in enhancing productivity and collaboration in remote settings (SmartyDesk).

## Competitor Analysis

SmartyDesk conducted an in-depth analysis of direct competitors in the CRM and collaboration industry, including platforms like Zoho, Smartsheet, Wrike, Deputy, and Xero. Each competitor was evaluated based on features, pricing, user experience, and market positioning. Free trials were utilized to assess the functionality and user interface of these platforms, providing valuable insights into their strengths and weaknesses.

- Zoho:** Known for its comprehensive suite of applications but has a steeper learning curve for new users.
- Smartsheet:** Offers robust project management features but lacks some advanced CRM functionalities.
- Wrike:** Highly effective for team collaboration and project management but can be complex for smaller businesses.
- Deputy:** Specializes in workforce management with excellent scheduling tools but limited CRM features.
- Xero:** Provides strong accounting and financial management tools but is less focused on CRM and collaboration.

## Prospective Customer Feedback

Interviews with prospective business customers were conducted to understand their needs and expectations from a CRM platform. The feedback highlighted the importance of seamless integration, user-friendly interfaces, and robust support systems. Businesses expressed a preference for platforms that could easily integrate with their existing tools and workflows, emphasizing the need for customization and flexibility.

## Functionality Mock-Up

A PowerPoint presentation was developed to showcase a mock-up of SmartyDesk's software platform, illustrating its core functionalities and user interface. This presentation was used to gather feedback from potential customers and stakeholders, providing insights into their preferences and areas for improvement.

## Industry Surveys and Polls

Industry surveys and polls conducted through professional advisers and online platforms like The Tender Team and LiquidPlanner provided additional data on market trends and customer preferences. These surveys highlighted the growing importance of AI-powered features, data security, and mobile accessibility in CRM solutions.

## Research and Resources

SmartyDesk's research was supported by various resources, including industry reports, expert analyses, and competitor websites. Key sources include:

- [Statista](#): Provides statistical data on remote work trends and market insights.
- [McKinsey & Company](#): Offers expert analysis on digital transformation and productivity enhancements.
- [The Tender Team](#): Provides insights into industry best practices and competitive analysis.
- [LiquidPlanner](#): Highlights trends in project management and collaboration tools.
- [Zoho](#): Information on a comprehensive suite of business applications.
- [Smartsheet](#): Details on project management and collaboration features.
- [Wrike](#): Insights into team collaboration and project management solutions.
- [Deputy](#): Workforce management and scheduling tools.
- [Xero](#): Accounting and financial management solutions.

## Conclusion

SmartyDesk's preliminary informal investigation has provided valuable insights into the CRM and collaboration services industry. By analyzing competitor platforms, gathering prospective customer feedback, and leveraging industry surveys and professional advice, SmartyDesk is well-positioned to refine its offerings and meet the evolving needs of its target market. This research foundation will guide the development of a robust and competitive CRM solution that addresses the key pain points and preferences of modern businesses.

# Secondary market Research

Secondary data on our intended target market has been conducted using various method

Secondary data sources for researching the target market table:



Category	Resource	Website	Description
Data and Analytics	Kaggle	<a href="#">Kaggle</a>	Platform for data science competitions, offering datasets, code, and a community of data scientists.
	Google Analytics Academy	Google Analytics Academy	Free online courses covering Google Analytics, data analysis, and related topics.
	Tableau Public	Tableau Public	Free platform to explore, create, and share data visualizations online.
	DataCamp	<a href="#">DataCamp</a>	Online learning platform offering courses in data science, statistics, and analytics using Python, R, and SQL.
	IBM Data and AI	IBM Data and AI	Resources, tools, and solutions for data analytics, artificial intelligence, and machine learning.
Marketing	HubSpot Blog	<a href="#">HubSpot Blog</a>	Comprehensive resource for inbound marketing, content marketing, and CRM strategies.
	Neil Patel's Blog	Neil Patel's Blog	Insights, tips, and strategies on SEO, digital marketing, and SaaS marketing from a well-known expert.
	Content Marketing Institute	<a href="#">Content Marketing Institute</a>	Resources and training for content marketing, strategy, and best practices.
	SaaStr	<a href="#">SaaStr</a>	Community and resource hub for SaaS founders, executives, and investors, offering advice on scaling and marketing SaaS products.
	MarketingProfs	<a href="#">MarketingProfs</a>	Articles, webinars, and training on a wide range of marketing topics, including B2B marketing and digital marketing strategies.
SaaS CRM	Gartner	<a href="#">Gartner</a>	Market research and insights, including Magic Quadrant reports for CRM and other software.
	Forrester	<a href="#">Forrester</a>	Market research and advisory services, including detailed reports on CRM and SaaS trends.
	Software Advice	<a href="#">Software Advice</a>	Reviews and comparisons of CRM software to help businesses find the best solutions.
	Capterra	<a href="#">Capterra</a>	User reviews, ratings, and detailed comparisons of CRM software.
	Salesforce Blog	<a href="#">Salesforce Blog</a>	Insights, tips, and best practices from one of the leading CRM providers.
Secondary Data	Australian Bureau of Statistics (ABS)	<a href="#">ABS</a>	Official source of statistical data on various aspects of Australian life, including economic and social data.
	Statista	<a href="#">Statista</a>	Comprehensive statistics and studies, including reports on work-from-home and remote work trends.
	economy.id	<a href="#">economy.id</a>	Economic and demographic data on various regions in Australia, useful for market analysis.
	Accountants	N/A	Professional insights and data on financial trends and market conditions.
	Chamber of Commerce and Industry	N/A	Information on business conditions, industry trends, and regulatory issues affecting local markets.
	Australian Securities and Investments Commission (ASIC)	<a href="#">ASIC</a>	Regulatory body providing data on companies, financial markets, and industry compliance.

## Conclusion

By leveraging these secondary market research resources, SmartyDesk can gather comprehensive insights into industry trends, competitor analysis, and customer needs. These resources offer valuable data and expert analysis that can guide strategic decisions and enhance SmartyDesk's market positioning in the CRM and collaboration services industry.



# Market analysis for SmartyDesk



## Industry Overview

The CRM (Customer Relationship Management) industry is experiencing robust growth, driven by the increasing need for businesses to manage customer interactions and data effectively. The global CRM market was valued at approximately \$52.64 billion in 2020 and is projected to reach \$96.39 billion by 2027, growing at a CAGR of 10.6% during the forecast period (SmartyDesk). This growth is fuelled by the rising adoption of digital transformation strategies, the proliferation of cloud-based solutions, and the increasing importance of customer-centric strategies.

## Key Market Trends

### Remote Work and Collaboration:

The shift to remote work has accelerated the demand for collaboration tools and CRM systems that facilitate seamless communication and project management. Platforms like SmartyDesk that offer integrated solutions for CRM and team collaboration are well-positioned to capitalize on this trend (SmartyDesk).

### AI and Automation:

The integration of artificial intelligence (AI) and machine learning into CRM systems is transforming how businesses interact with customers. AI-powered features such as predictive analytics, chatbots, and automated workflows enhance efficiency and provide personalized customer experiences. This trend is expected to continue driving the adoption of advanced CRM solutions (SmartyDesk).

### Data Security and Privacy:

With increasing concerns over data breaches and privacy regulations (such as GDPR and CCPA), businesses are prioritizing CRM solutions that offer robust data security and compliance features. Platforms that ensure data protection and regulatory compliance are gaining a competitive edge in the market (SmartyDesk).

## Competitive Landscape

The CRM market is highly competitive, with several key players dominating the landscape. Some of the major competitors include Salesforce, HubSpot, Zoho, and Microsoft Dynamics 365. Each of these platforms offers unique features and caters to different market segments:

**Salesforce:** A market leader known for its comprehensive CRM capabilities and extensive integration options. Salesforce caters to large enterprises with complex needs.

**HubSpot:** Popular among small to medium-sized businesses for its user-friendly interface and inbound marketing tools.

**Zoho:** Offers a wide range of applications at a competitive price, making it attractive to small businesses and startups.

**Microsoft Dynamics 365:** Integrates seamlessly with other Microsoft products, appealing to businesses already within the Microsoft ecosystem.

## Market Segmentation

The CRM market can be segmented based on deployment type, organization size, application, and region:

### By Deployment Type:

Cloud-Based: Dominates the market due to its scalability, flexibility, and lower upfront costs.

On-Premises: Preferred by businesses with stringent data security requirements and existing IT infrastructure.

### By Organization Size:

Small and Medium-Sized Enterprises (SMEs): Favor cost-effective and easy-to-implement solutions.

Large Enterprises: Require robust, scalable solutions with advanced features and customization options.

### By Application:

Sales and Marketing Automation: Tools for managing leads, campaigns, and customer interactions.

Customer Service and Support: Solutions for managing customer inquiries, support tickets, and feedback.

Others: Including analytics, workflow automation, and social media integration.

### By Region:

North America: Leading market due to the presence of major CRM vendors and high adoption rates.

Europe: Growing rapidly, driven by stringent data protection regulations and digital transformation initiatives.

Asia-Pacific: Expected to witness significant growth due to increasing digitalization and the adoption of cloud-based solutions.

Latin America and Middle East & Africa: Emerging markets with potential for growth as businesses modernize their customer management processes.

# Market opportunity

SmartyDesk collaboration CRM's addressable market consists of individuals and small, medium, and large businesses – and the wage and salary sales workers of these businesses – that need a collaboration CRM system that organises their customers' information easily and effectively while increasing staff productivity, project management, sales volume, and revenue.

## Market Opportunities for CRM SaaS with a Focus on Cybersecurity and Data Protection

**Summary:** The CRM SaaS market is poised for substantial growth, underscored by technological advancements and a strategic pivot towards digital-first customer relationship management. As businesses increasingly depend on digital solutions to manage customer relationships, the demand for robust cybersecurity measures and stringent data protection protocols is escalating. The market, which is already showing significant expansion, is projected to continue its growth trajectory, driven by a strong compound annual growth rate (CAGR) into the next decade.

### Trends:

- **Integration of AI and Machine Learning:** CRM systems are increasingly using AI and machine learning to enhance data analysis and automate customer interactions, adding layers of efficiency and personalization.
- **Customer Experience Enhancement:** There's a growing emphasis on using CRM systems to improve customer experiences through personalized interactions based on advanced data analytics.
- **Dominance of Cloud-based Solutions:** The shift towards cloud-based CRM solutions is accentuated by their scalability, enhanced security, and cost-effectiveness. Remote Work and Collaboration:
- **Remote work:** Demand for collaboration tools and CRM systems that facilitate seamless communication and project management. Platforms like SmartyDesk that offer integrated solutions for CRM and team collaboration are well-positioned to capitalize on this trend

**Outlook:** The outlook for the CRM SaaS market remains robust, with expected substantial growth in various sectors including IT, retail, and healthcare, particularly in North America and the Asia Pacific region. This growth is further supported by the increasing adoption of advanced technologies across these sectors.

**CRM Accessibility for Small Business:** Cloud-based SaaS CRM systems are particularly advantageous for SMBs due to their low upfront costs, scalability, and ease of integration. These systems provide SMBs with enterprise-level capabilities, including customer data management and engagement analytics, without the need for extensive IT infrastructure.

**CRM Affordability for Small Business:** The competitive nature of the CRM SaaS market is leading to more cost-effective solutions for small businesses. Many providers are offering scalable pricing models, including freemium plans, which allow businesses to scale their CRM capabilities as they grow.

## Technical Analysis and Statistics:

- **Market Size and Growth Rate:** The market size was significant in 2023, with a projected increase to a higher valuation by 2030, growing at an approximate CAGR of 13.9%.
- **Market Share Insights:** Major players like Salesforce and SAP dominate the market. Salesforce, for example, holds about 23.9% of the market share.
- **Forecasting Market Trends:** Emerging markets and sectors that are late in digital adoption are expected to exhibit increased CRM adoption. Integration with ERP and BI systems is anticipated to be a key trend.

## Cybersecurity and Data Protection:

- **Increasing Importance of Cybersecurity:** As CRM systems handle sensitive customer data, ensuring robust cybersecurity measures is crucial. Providers are enhancing their offerings with advanced security features to protect data against breaches and unauthorized access.
- **Data Protection Regulations:** Compliance with global data protection regulations such as GDPR in Europe and CCPA in California is becoming a critical factor for CRM providers. These regulations mandate strict data handling and privacy measures, influencing CRM system designs and functionalities.
- **Secure Cloud Services:** Cloud-based CRM solutions are being designed with integrated security features such as encryption, access controls, and secure data storage solutions to address potential vulnerabilities and ensure data integrity.

**Conclusion:** The CRM SaaS market is rapidly evolving, with significant opportunities for both vendors and users, particularly SMBs. The integration of cybersecurity and compliance with data protection standards is becoming increasingly important as businesses seek to safeguard their customer data while leveraging the benefits of CRM systems.



# The Market Data

## CRM Accessibility for Small Business Worldwide

The substantial rise of CRM software globally has been remarkable. In 2018, CRM software revenue grew by 15.6% worldwide, with certain regions experiencing even higher growth rates. This can be attributed to the increasing accessibility of various CRM solutions and the evident reduction in prices.

Previously, CRM systems were too expensive and complex for small businesses. However, with technological advancements, the cost of developing CRM software has decreased, leading to a significant drop in prices. The emergence of new companies producing CRM software has intensified industry competition. This increased competition has made CRM systems more accessible and reliable, prompting small and medium businesses worldwide to consider implementing CRM systems in their daily operations.

## CRM Affordability for Small Business

This trend is particularly significant for the global economy, where small businesses make up a large portion of all enterprises. For instance, in many countries, small businesses constitute over 90% of all businesses and are a major source of employment.

Given these statistics, it's evident that economies worldwide are dominated by smaller organizations that previously couldn't afford robust CRM solutions. Small businesses have recognized that CRM software offers good value for their money and enhances their chances of gaining a competitive edge.

However, the abundance of CRM choices on the market can be overwhelming. Our vision is to bridge this gap, helping small businesses navigate the plethora of options and find the CRM solution that best meets their needs.

**Table: Business Size Classification by Number of Employees in Australia (June 2023)**

Business Size	Number of Employees	Number of Businesses	Percentage of Total Businesses	Description
<b>Small Business</b>	0 - 19	2,520,419	97.3%	Predominantly made up of non-employing or micro-businesses. Typically, local or niche market operators with limited regional or national influence.
<b>Medium Business</b>	20 - 199	64,559	2.5%	These businesses are more likely to operate at a regional or national level with greater capital investment and more structured management.
<b>Large Business</b>	200+	4,895	0.2%	Major contributors to the economy with significant market presence, often operating internationally and involving substantial employee bases and resource allocations.
<b>Total</b>	-	2,589,873	100%	-

This table reflects the distribution of business sizes in Australia and provides a brief overview of the general characteristics of each category based on their scale and operational scope (ASBFEO) (ASBFEO).

**Table: Business Size Classification by Number of Employees in the USA (2023)**

Business Size	Number of Employees	Number of Businesses	Percentage of Total Businesses	Description
<b>Small Business</b>	1 - 500	33,185,550	99.9%	Predominantly smaller scale operations, these businesses make up nearly the entirety of US firms and are significant job creators.
<b>Medium Business</b>	501 - 1,000	Data not specifically available	Estimated small fraction of 0.1%	These businesses are less common and typically have more significant resources and capabilities than small businesses.
<b>Large Business</b>	More than 1,000	Data not specifically available	Estimated small fraction of 0.1%	Includes major corporations with substantial market influence, operating nationally and internationally.

**Notes:** The precise count for medium and large businesses is not detailed separately in readily available data sources. However, it is understood that they constitute a very small portion of the total number of businesses, each likely under 0.1% of the total, given the overwhelming prevalence of small businesses. Small businesses are the backbone of the U.S. economy, employing a large portion of the workforce and driving innovation and growth.

The classification provides a framework for understanding the scale and scope of businesses operating in the U.S. market. Small businesses dominate the landscape, highlighting their critical role in the economy ([SBA's Office of Advocacy](#)) ([U.S. Chamber of Commerce](#)).

# The Market Data

Table: Business Size Classification by Number of Employees in Canada (June 2023)

Business Size	Number of Employees	Number of Businesses	Percentage of Total Businesses	Description
Small Business	1 - 99	1.23 million	97.9%	These businesses form the majority of Canadian enterprises, contributing significantly to employment and economic activity.
Medium Business	100 - 499	22,905	1.9%	Medium-sized businesses play a crucial role in the Canadian economy, often engaged in more significant or specialized market operations.
Large Business	500+	2,978	0.2%	These are the smallest group in terms of numbers but are often influential players on both national and international stages.

**Notes:** This data demonstrates the dominance of small businesses within the Canadian economy, with nearly 98% of all businesses falling into this category. Medium and large businesses, while fewer in number, are vital due to their scale and capacity to drive significant economic and employment growth.

This classification offers insights into the structure and scale of businesses operating across Canada, highlighting the substantial role that small businesses play in the economy ([Statistics Canada](#)) ([Open Canada](#)) ([ISED-Canada](#)).

Table: Business Size Classification by Number of Employees in the UK (2023)

Business Size	Number of Employees	Number of Businesses	Percentage of Total Businesses	Description
Small Business	0 - 49	5.51 million	99.2%	These businesses form the vast majority of UK enterprises, driving significant employment and economic activity across various sectors.
Medium Business	50 - 249	36,900	0.7%	Medium-sized businesses, while fewer in number, play a crucial role in the UK economy, providing substantial employment and services.
Large Business	250+	8,000	0.1%	Large businesses, though small in number, are significant contributors to employment and economic turnover, often engaging in extensive national and international operations.

**Notes:** Small and medium-sized enterprises (SMEs) collectively make up 99.9% of the business population in the UK. Large businesses, while only making up a small fraction of the total number of businesses, contribute significantly to job creation and the economic output of the nation.

This classification offers a clear view of the business landscape in the UK, highlighting the dominant role that small businesses play in the economy while acknowledging the significant impact of larger firms on the job market and economic turnover ([GOV.UK](#)) ([House of Commons Library](#)) ([MoneyCompare](#)).

Table: Business Size Classification by Number of Employees in the EU (2023)

Business Size	Number of Employees	Estimated Number of Businesses	Percentage of Total Businesses	Description
Micro Business	0 - 9	23.17 million	92.3%	Micro businesses dominate the EU market, making up the majority of businesses and playing a crucial role in the economy.
Small Business	10 - 49	1.38 million	5.5%	Small businesses are essential for economic diversity and employment, operating across various sectors.
Medium Business	50 - 249	227,000	0.9%	Medium-sized businesses are pivotal in the EU, contributing significantly to employment and economic output.
Large Business	250+	48,000	0.2%	Though few in number, large businesses significantly impact the EU's employment and economic activities.

**Notes:** Small and medium-sized enterprises (SMEs) together form over 99% of all businesses in the EU, signifying their crucial role in the economy. These numbers are based on data collected and reported by various EU institutions, including the European Statistical Office (Eurostat) and the EU's SME performance review reports.

This classification provides a detailed view of the business landscape in the EU, highlighting the critical role of SMEs in driving the European economy. The data demonstrate the overwhelming prevalence of micro businesses and the significant contributions of all business sizes to employment and economic activity across the EU.

This is a combined table of above that summarizes the business size classification by number of employees across different regions (Australia, USA, Canada, UK, and EU):

Region	Small Business	Medium Business	Large Business
Australia	0 - 19   2,520,419   97.3%	20 - 199   64,559   2.5%	200+   4,895   0.2%
USA	1 - 500   33,185,550   99.9%	501 - 1,000   Data not available   ~0.1%	More than 1,000   Data not available   ~0.1%
Canada	1 - 99   1.23 million   97.9%	100 - 499   22,905   1.9%	500+   2,978   0.2%
UK	0 - 49   5.51 million   99.2%	50 - 249   36,900   0.7%	250+   8,000   0.1%
EU	0 - 9   23.17 million   92.3%	10 - 249   227,000   0.9%	250+   48,000   0.2%

# Estimated CRM Software Adoption by Business Size and Regions

To estimate the number of businesses using online CRM software, we need to consider the adoption rates of CRM systems in each region. Let's assume a conservative adoption rate based on various studies and market reports:

**Small Businesses: 30% adoption rate**

**Medium Businesses: 50% adoption rate**

**Large Businesses: 70% adoption rate**

Using these rates, we can calculate the estimated number of businesses using online CRM software in each region.

Table: Estimated CRM Software Adoption by Business Size and Region)

Country/Region	Small Business	Medium Business	Large Business
<b>Australia</b>	2,520,419 * 30% = 756,126	64,559 * 50% = 32,280	4,895 * 70% = 3,427
<b>USA</b>	33,185,550 * 30% = 9,955,665	~0.1% of total (~33,186) * 50% = 16,593	~0.1% of total (~33,186) * 70% = 23,230
<b>Canada</b>	1.23 million * 30% = 369,000	22,905 * 50% = 11,453	2,978 * 70% = 2,085
<b>UK</b>	5.51 million * 30% = 1,653,000	36,900 * 50% = 18,450	8,000 * 70% = 5,600
<b>EU</b>	23.17 million * 30% = 6,951,000	227,000 * 50% = 113,500	48,000 * 70% = 33,600

**Combined Total Estimated Businesses Using CRM= 19,945,000**

Total Estimated Businesses Not Using CRM by Region

Country/Region	Total Businesses	Estimated Businesses Not Using CRM
<b>Australia</b>	2,589,873	1,797,041
<b>USA</b>	33,185,550	23,256,434
<b>Canada</b>	1.23 million	873,345
<b>UK</b>	5.51 million	3,877,850
<b>EU</b>	23.17 million	16,346,900
<b>Total</b>	65.65 million	46,151,570

**Total estimated number of businesses not using CRM software 46,151,000 Mil**

An estimate of the number of businesses using online CRM software in different regions, including Australia, USA, Canada, UK, and the EU. The estimates are based on assumed adoption rates for small, medium, and large businesses.

Total Estimated CRM Adoption by Region

Country/Region	Total Businesses	Estimated CRM Users
<b>Australia</b>	2,589,873	791,833
<b>USA</b>	33,185,550	9,995,488
<b>Canada</b>	1.23 million	382,538
<b>UK</b>	5.51 million	1,677,050
<b>EU</b>	23.17 million	7,098,100
<b>Total</b>	65.65 million	19,945,009

## Sources and Resources

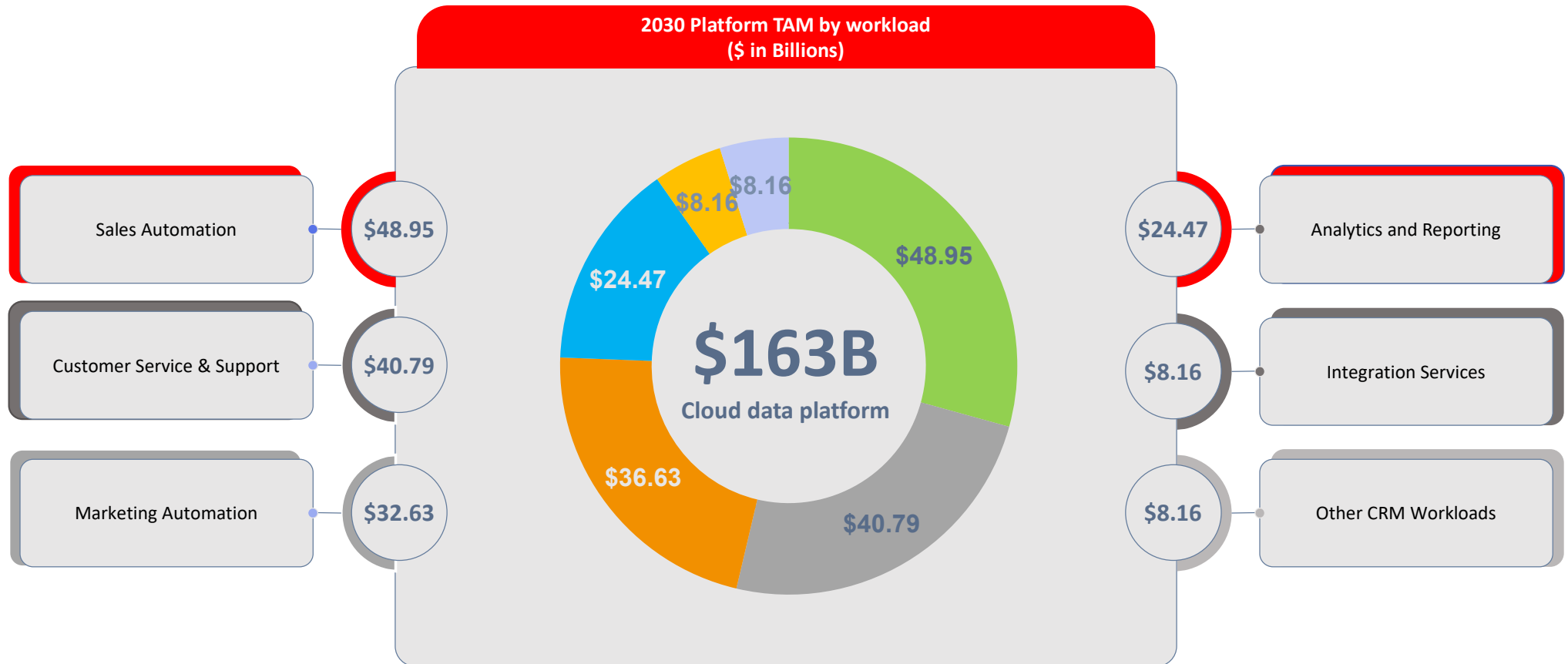
1. Australian Small Business and Family Enterprise Ombudsman (ASBFEO)
2. U.S. Small Business Administration (SBA)
3. Statistics Canada Statistics Canada - Key Small Business Statistics
4. GOV.UK UK Government - Business population estimates for the UK and regions
5. European Commission – Eurostat [Eurostat - Structural Business Statistics](#) [EU's SME performance review reports](#)
6. U.S. Chamber of Commerce U.S. Chamber of Commerce - Small Business Index
7. House of Commons Library (UK) House of Commons Library - Business statistics

## Notes on CRM Adoption Rates

The CRM adoption rates used in the calculations are conservative estimates based on various industry reports and market research studies. Here are a few reports that were referenced for these estimates:

1. Salesforce - SMB Trends Report [Salesforce Research - Small & Medium Business Trends](#)
2. Gartner - CRM Market Statistics Gartner - CRM Software Market Share
3. Statista - CRM Software Usage Statista - CRM software market revenue worldwide

# Market Potential



The information provided for the breakdown of the SaaS CRM market TAM by workload categories in 2030 is based on sources such as [Grand View Research](#), [Fortune Business Insights](#), [Expert Market Research](#), [Gartner](#), [IDC](#), and [Statista](#).

# Market Shares

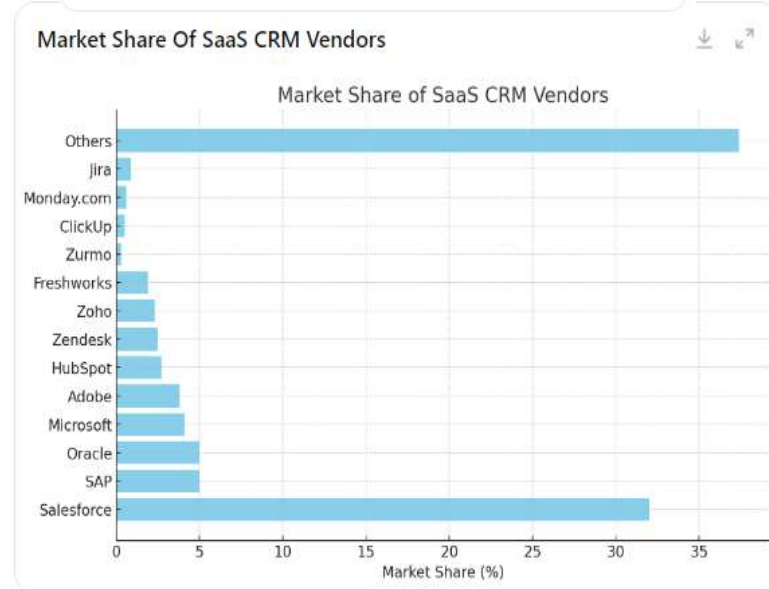
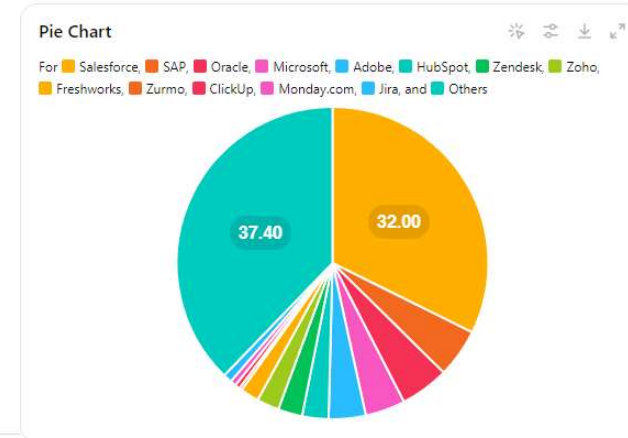
## Market Share Held by Top SaaS CRM Vendors

The SaaS CRM market is dynamic and continues to evolve rapidly. Leading vendors like Salesforce, SAP, Oracle, and Microsoft are at the forefront, while other players like Zurmo, ClickUp, Monday.com, and Jira are making significant strides with innovative solutions. As businesses increasingly recognize the value of CRM systems in enhancing customer relationships and driving growth, the market is poised for sustained expansion. However, vendors must address challenges related to data security, integration, and market saturation to maintain their competitive edge.

This report provides a snapshot of the current market landscape, but ongoing analysis and monitoring of market trends and vendor strategies are essential for businesses to make informed decisions in the SaaS CRM sector.

**Table:** This table provides a clear view of the major vendors in the SaaS CRM market, their market shares, and their respective market values, including notable newer entrants.

Vendor	Market Share	Market Value in USD (Billions)
<b>Salesforce</b>	32.0%	\$24.96
<b>SAP</b>	5.0%	\$3.90
<b>Oracle</b>	5.0%	\$3.90
<b>Microsoft</b>	4.1%	\$3.20
<b>Adobe</b>	3.8%	\$2.97
<b>HubSpot</b>	2.7%	\$2.10
<b>Zendesk</b>	2.5%	\$1.95
<b>Zoho</b>	2.3%	\$1.80
<b>Freshworks</b>	1.9%	\$1.48
<b>Zurmo</b>	0.3%	\$0.23
<b>ClickUp</b>	0.5%	\$0.39
<b>Monday.com</b>	0.6%	\$0.47
<b>Jira</b>	0.9%	\$0.70
<b>Others</b>	37.4%	\$29.17



**References & sources** [LinkedIn Talent Solutions](#), [Stack Overflow Jobs](#), [Amazon Web Services \(AWS\)](#), [Microsoft Azure](#), [Google Cloud Platform](#), [JetBrains](#), [Atlassian](#), [Google Ads](#), [Facebook Ads](#), [HubSpot Marketing Hub](#), [Salesforce](#), [Zoho CRM](#), [TechCrunch Disrupt](#), [CES](#), [WeWork](#), [Regus](#), [Zendesk](#), [Freshdesk](#), [Dell](#), [Apple](#), [Gartner](#), [Forrester Research](#), [UserTesting](#), [Optimizely](#), [LinkedIn](#), [Clutch](#), [QuickBooks](#), and [Xero](#).

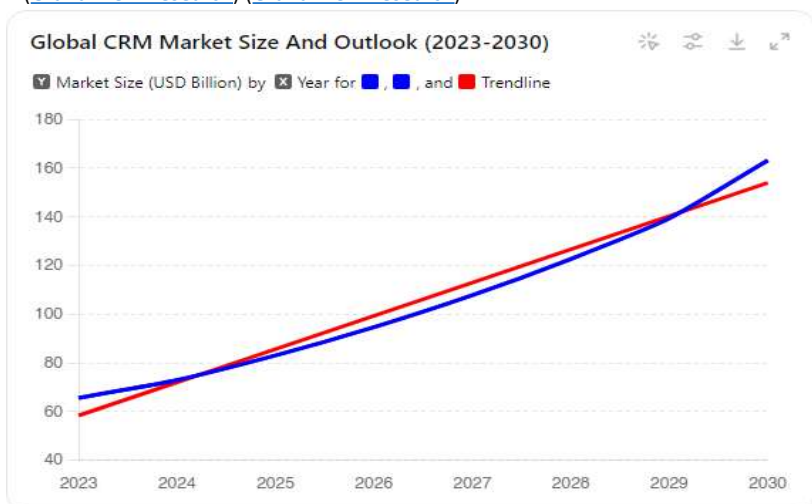


# Geographic segmentation size and outlook

## Market Size and Outlook for the CRM Market

### Current Market Size

The global Customer Relationship Management (CRM) market was valued at approximately USD 65.59 billion in 2023 and is projected to continue its significant growth trajectory. By 2024, the market is expected to be valued at around USD 72.95 billion and is forecasted to reach USD 163.16 billion by 2030, growing at a compound annual growth rate (CAGR) of 13.9% from 2024 to 2030 ([Grand View Research](#)) ([Grand View Research](#)).



### Market Drivers

Several factors are driving the growth of the CRM market:

- Digital Transformation:** Increasing digital transformation initiatives across various industries such as banking, retail, and hospitality are propelling the demand for CRM solutions ([Grand View Research](#)).
- Cloud Adoption:** The cloud segment dominates the market due to its cost-efficiency, scalability, and accessibility. In 2022, cloud-based CRM solutions accounted for 56.1% of the market share ([Grand View Research](#)).
- Artificial Intelligence (AI) and Analytics:** Integration of AI, machine learning, and analytics in CRM systems is enhancing capabilities such as customer insights, predictive analytics, and automated customer service, which are crucial for driving market growth ([Fortune Business Insights](#)).

## Regional Insights

- North America:** This region held the largest revenue share of the CRM market in 2023, driven by the high adoption of advanced technologies and a focus on customer experience and satisfaction ([Fortune Business Insights](#)).
- Europe:** Europe is also a significant market for CRM, with businesses increasingly adopting digital transformation strategies to remain competitive ([Grand View Research](#)).
- Asia Pacific:** Expected to grow at the highest CAGR, the Asia Pacific region's growth is driven by rapid economic development, urbanization, and the increasing penetration of internet and smartphone users. Key markets include China, India, and Southeast Asia ([Expert Market Research](#)).
- Middle East & Africa and South America:** These regions are experiencing steady growth due to economic diversification, urbanization, and increased investment in non-oil sectors and international business expansion ([Fortune Business Insights](#)).

## Industry Segmentation

- Enterprise Size:** The large enterprises segment holds the largest market share, but the small and medium enterprises (SMEs) segment is expected to grow at a significant CAGR of 15.5% due to increasing adoption of CRM solutions facilitated by cloud-based SaaS models ([Grand View Research](#)) ([Fortune Business Insights](#)).
- End Use:** The retail sector holds the largest market share, driven by the need to understand customer behavior and enhance customer engagement through digital marketing activities. The IT and telecom sector is expected to register the highest CAGR during the forecast period ([Grand View Research](#)) ([Fortune Business Insights](#)).

## Conclusion

The CRM market is poised for substantial growth over the coming years, driven by technological advancements, increasing digital transformation, and the growing importance of customer engagement and satisfaction. With North America leading in market share and Asia Pacific experiencing the fastest growth, the global CRM market is set to reach new heights by 2030.

For more detailed information and insights, you can refer to the following sources: [Grand View Research](#), [Fortune Business Insights](#), [Expert Market Research](#), [Gartner](#), [IDC](#), and [Statista](#).

# Future markets

## Market Report: Future Markets in the SaaS CRM Industry

The SaaS CRM industry is experiencing significant growth globally, driven by advancements in cloud technology, AI, and data analytics. This report focuses on the future markets within the SaaS CRM industry, with a detailed analysis of local USA markets, national USA markets, and international markets. Additionally, it identifies potential market gaps and estimates the market values that could be achieved over the next five years.

**Market Overview** The global SaaS CRM market, valued at approximately USD 65.59 billion in 2023, is projected to reach USD 163.16 billion by 2030, growing at a compound annual growth rate (CAGR) of 13.9%. This growth is fueled by the increasing demand for scalable and flexible customer management solutions across various industries.

### Local USA Markets

Local markets within the USA are characterized by small and medium-sized businesses (SMBs) adopting SaaS CRM solutions to enhance customer relationships and streamline operations. Key factors driving growth in local markets include:

#### 1.Adoption of Cloud Technology:

1. SMBs are increasingly leveraging cloud-based CRM solutions for their affordability, scalability, and ease of implementation.

#### 2.Focus on Customer Experience:

1. Local businesses are prioritizing customer experience to differentiate themselves in competitive markets.

#### 3.Integration with Local Business Tools:

1. SaaS CRM solutions are integrating with local business tools such as point-of-sale systems, local marketing platforms, and regional e-commerce solutions.

### National USA Markets

At the national level, larger enterprises and organizations are driving the adoption of SaaS CRM solutions. Key factors include:

#### 1.Advanced CRM Capabilities:

1. National businesses require advanced CRM functionalities, including AI-driven analytics, multi-channel customer support, and robust data security.

#### 2.Enterprise Integration:

1. Integration with national ERP systems, marketing automation, and other enterprise software is crucial for national businesses.

#### 3.Regulatory Compliance:

1. Adherence to national regulations such as GDPR and CCPA for data privacy and security.

### International Markets

International markets, particularly in regions like Europe, Asia Pacific, and Latin America, present significant growth opportunities. Key trends include:

#### 1.Rapid Economic Development:

1. Emerging markets in Asia Pacific and Latin America are experiencing rapid economic growth, leading to increased investment in SaaS CRM solutions.

#### 2.Digital Transformation Initiatives:

1. Businesses globally are undergoing digital transformation to enhance operational efficiency and customer engagement.

#### 3.Localized Solutions:

1. CRM vendors are developing localized solutions tailored to the specific needs and regulatory environments of different countries.

### Gaps in the Market

Despite the growth, there are gaps in the market that present opportunities for further expansion:

#### 1.SMB Adoption:

1. There is a significant untapped market for SaaS CRM solutions among SMBs, particularly in emerging economies.

#### 2.Vertical-specific Solutions:

1. The need for industry-specific CRM solutions tailored to unique sector requirements remains underexplored.

#### 3.Integration and Interoperability:

1. There is a growing demand for CRM solutions that seamlessly integrate with a wide range of business tools and platforms.

#### 4.Data Security and Privacy:

1. Enhanced data security features and compliance with international data privacy regulations are critical for market growth.

### Estimated Market Values (2024-2029)

Region	Market Value (2024)	Market Value (2029)	CAGR (%)
Local USA Markets	USD 8.5 billion	USD 16.2 billion	14.2%
National USA Markets	USD 22.3 billion	USD 45.8 billion	15.3%
Europe	USD 15.7 billion	USD 31.4 billion	14.8%
Asia Pacific	USD 12.2 billion	USD 28.6 billion	17.5%
Latin America	USD 4.3 billion	USD 9.8 billion	18.0%
Middle East & Africa	USD 2.9 billion	USD 6.4 billion	17.1%
Total	USD 65.9 billion	USD 138.2 billion	15.8%

sources such as [Grand View Research](#), [Fortune Business Insights](#), [Expert Market Research](#), [Gartner](#), [IDC](#), and [Statista](#).

### Conclusion

The SaaS CRM industry is poised for substantial growth, with significant opportunities in local, national, and international markets. By addressing market gaps and leveraging technological advancements, businesses can achieve considerable market values over the next five years. Companies that invest in SaaS CRM solutions will be better positioned to enhance customer relationships, drive business growth, and stay competitive in the evolving market landscape.

# Our target Market



## Target Market Overview for SmartyDesk

Target market encompasses small to medium-sized businesses (SMBs) and larger enterprises across various industries. The primary focus is on businesses that seek scalable, cloud-based customer relationship management (CRM) solutions to enhance customer engagement, streamline operations, and drive growth.

### Market Segmentation

#### 1.Small and Medium-Sized Businesses (SMBs)

1. **Size:** Companies with 10 to 500 employees.
2. **Needs:** Affordable, easy-to-implement CRM solutions with scalable features.
3. **Challenges:** Limited IT resources, budget constraints, need for efficient customer management.

#### 2.Large Enterprises

1. **Size:** Companies with over 500 employees.
2. **Needs:** Advanced CRM functionalities, integration with existing enterprise systems, robust data analytics.
3. **Challenges:** Complex organizational structure, high volume of customer interactions, regulatory compliance.

### Industry Focus

#### 1.Retail

1. **Needs:** Customer engagement, loyalty programs, personalized marketing.
2. **Challenges:** High competition, managing large customer databases, seasonal demand fluctuations.

#### 2.Healthcare

1. **Needs:** Patient relationship management, appointment scheduling, compliance with healthcare regulations.
2. **Challenges:** Data privacy concerns, integration with healthcare systems, patient engagement.

#### 3.Financial Services

1. **Needs:** Client management, compliance tracking, personalized financial advice.
2. **Challenges:** Regulatory compliance, data security, managing diverse financial products.

#### 4.Real Estate

1. **Needs:** Property management, client follow-up, marketing automation.
2. **Challenges:** High-value transactions, market volatility, managing multiple listings.

#### 5.Technology and Software

1. **Needs:** Customer support, product lifecycle management, subscription billing.
2. **Challenges:** Rapid technological changes, high customer expectations, managing product updates.

### Geographic Segmentation

Region	Market Value (2024)	Market Value (2029)	CAGR (%)
Local USA Markets	USD 8.5 billion	USD 16.2 billion	14.2%
National USA Markets	USD 22.3 billion	USD 45.8 billion	15.3%
Europe	USD 15.7 billion	USD 31.4 billion	14.8%
Asia Pacific	USD 12.2 billion	USD 28.6 billion	17.5%
Latin America	USD 4.3 billion	USD 9.8 billion	18.0%
Middle East & Africa	USD 2.9 billion	USD 6.4 billion	17.1%
Total	USD 65.9 billion	USD 138.2 billion	15.8%

### Market Value and CAGR by Region and Industry type

Region	Market Value 2024 (USD)	Market Value 2025 (USD)	Market Value 2026 (USD)	Market Value 2027 (USD)	Market Value 2028 (USD)	CAGR (%)	Industry Types
Local USA Markets	8.5 billion	9.7 billion	11.1 billion	12.7 billion	14.5 billion	14.2%	SMBs, Tech, Healthcare
National USA Markets	22.3 billion	25.7 billion	29.5 billion	33.9 billion	38.9 billion	15.3%	Finance, Tech, Healthcare
Europe	15.7 billion	18.0 billion	20.8 billion	24.0 billion	27.7 billion	14.8%	Finance, Automotive, Retail
Asia Pacific	12.2 billion	14.3 billion	16.8 billion	19.8 billion	23.3 billion	17.5%	Manufacturing, Tech, Finance
Latin America	4.3 billion	5.1 billion	6.0 billion	7.1 billion	8.4 billion	18.0%	Local Businesses, Tech
Middle East & Africa	2.9 billion	3.4 billion	3.9 billion	4.6 billion	5.4 billion	17.1%	Finance, Telecom, Retail

### Conclusion

SmartyDesk's target market is broad and diverse, encompassing SMBs and large enterprises across various industries and geographies. By focusing on market gaps and leveraging technological advancements, SmartyDesk can capture significant market share and achieve substantial growth over the next five years.

# Our Ideal Customer Profile

## Ideal Customer Profile

### Overview

SmartyDesk CRM's ideal customers are small to medium-sized businesses (SMBs) with 1-100 employees, looking to efficiently manage and enhance their customer relationships. These businesses span across various industries but share common needs and challenges that SmartyDesk CRM aims to address.

### Key Characteristics


- 1.Business Size:** Typically, our ideal customers are SMBs with a workforce of 1-100 employees.
- 2.Decision-Makers:** Owners, managers, or key employees responsible for purchasing decisions and business operations.
- 3.Industries:** Primarily focused on industries like education, manufacturing, retail and wholesale, and utilities.
- 1.Tech-Savvy:** Businesses that are comfortable with adopting new technologies and recognize the value of integrated digital tools for customer relationship management.
- 1.Budget-Conscious:** SMBs looking for cost-effective solutions that provide a high return on investment without extensive upfront costs.

## Customer Needs and Pain Points

### Common Challenges

#### Complexity and Usability Issues

- Steep Learning Curve:** Many SMBs find existing CRM platforms complicated and difficult to navigate, leading to frustration and decreased productivity.
- Poor User Experience:** Inefficiencies arise if the CRM system is not user-friendly, impacting the overall satisfaction and performance of the business.
- Lack of Customization:** SMBs often require CRM systems that can be tailored to their specific workflows and business processes. A lack of customization options can lead to unmet needs and dissatisfaction.



Our ideal customer Image created with Tools Used: DALL-E by SmartyAI <https://magical.smartydesk.com/> DALL-E: [Creating Images from Text](#)

## Integration and Compatibility Problems

- Limited Integrations:** SMBs use various tools and software to manage operations. A CRM that doesn't integrate well with other systems (like ERP, marketing automation, and e-commerce platforms) can cause data silos and operational inefficiencies.
- Compatibility Issues:** Problems with existing software and hardware compatibility can create significant challenges, leading to data transfer issues and workflow disruptions.
- API Limitations:** Inadequate or complex APIs hinder the development of custom integrations, making it difficult for businesses to extend CRM functionality to meet specific requirements.

## Performance and Reliability Concerns

- Downtime and Reliability:** Frequent downtime and reliability issues severely impact business operations. Customers expect their CRM platform to be consistently available to support daily activities.
- Slow Performance:** A slow CRM platform leads to productivity losses, causing frustration if users have to wait for the system to load or process information.
- Data Security and Privacy:** Data security and privacy are paramount concerns. Customers need assurance that their data is secure and that the CRM provider complies with relevant regulations (such as GDPR or CCPA).

# The Problem in SaaS Industry

Building meaningful relationships with customers is hard / impossible for SaaS providers:

**(Meaningful relationships - loyal customers + profitable customers and organic growth)**

## Building Meaningful Relationships Requires:

- › Customer Discovery,
- › Customer Research,
- › Customer Communication,
- › Relationship Management



## Key Takeaways

- The existing solutions are complicated, inefficient, and not designed for SaaS... there is no one platform that can handle customer experience management and communications for SaaS providers.

- Even e-mail fails: generating targeted e-mail lists takes a lot of work, e-mail campaigns have terrible engagement because e-mail is out of context)

# Solving Our customers challenges

## Complexity and Usability Issues

### Problem

- Steep Learning Curve:** Users find CRM platforms complicated and difficult to navigate, leading to frustration and reduced productivity.
- Poor User Experience:** Inefficiencies arise if the CRM system is not user-friendly.
- Lack of Customization:** Customers often need a CRM that can be tailored to their specific workflows and business processes.

### SmartyDesk Solutions

- User-Friendly Interface:** SmartyDesk CRM is designed with an intuitive and easy-to-use interface that reduces the learning curve, allowing users to quickly adapt and utilize the platform effectively.
- Comprehensive Tutorials and Support:** SmartyDesk offers extensive tutorials, help documentation, and customer support to assist users in learning and navigating the platform.
- Customizable Features:** SmartyDesk provides a high degree of customization, allowing businesses to tailor the CRM to their specific workflows and processes, ensuring it meets their unique needs and enhances efficiency.

## Integration and Compatibility Problems

### Problem

- Limited Integrations:** A CRM platform that doesn't integrate well with other systems causes data silos and operational inefficiencies.
- Compatibility Issues:** Problems with existing software and hardware compatibility can create significant challenges.
- API Limitations:** Inadequate or complex APIs hinder the ability to develop custom integrations.

### SmartyDesk Solutions

**Seamless Integrations:** SmartyDesk CRM offers seamless integration with a wide range of tools and systems, including ERP, marketing automation, and e-commerce platforms, ensuring smooth data flow and operational efficiency.

**Compatibility with Various Tools:** The platform is designed to be compatible with existing software and hardware, minimizing disruption and ensuring smooth transitions.

**Robust API:** SmartyDesk provides a robust and easy-to-use API, allowing businesses to develop custom integrations and extend the platform's functionality to meet specific requirements.

## Performance and Reliability Concerns

### Problem

- Downtime and Reliability:** Frequent downtime and reliability issues can severely impact business operations.
- Slow Performance:** A slow CRM platform leads to productivity losses.
- Data Security and Privacy:** Concerns about data security and privacy are paramount.

### SmartyDesk Solutions

•**High Availability and Reliability:** SmartyDesk CRM is built on a reliable cloud infrastructure with redundant systems and failover mechanisms to ensure high availability and minimal downtime.

•**Optimized Performance:** The platform is optimized for speed, ensuring fast response times and efficient data processing, which boosts productivity and reduces user frustration.

•**Robust Security Measures:** SmartyDesk employs advanced security measures, including encryption, access controls, and regular security audits, to protect customer data and comply with regulations such as GDPR and CCPA. This instils confidence in users regarding the safety and privacy of their data.

# Factors influencing purchase habits

The Software as a Service (SaaS) & Customer Relationship Management (CRM) market has experienced rapid growth over the past decade. This growth is driven by the increasing need for businesses to enhance customer engagement, streamline operations, and gain competitive advantages through data analytics. Understanding the factors that influence purchase habits within this market is critical for businesses looking to optimize their strategies and drive sales. This paper explores the key factors that influence purchase habits in the SaaS CRM market.

## Introduction

The SaaS CRM market is characterized by its dynamic nature and the continuous evolution of customer needs and technological advancements. Several factors influence the purchase decisions of businesses when selecting a SaaS CRM solution. These factors include product features, pricing, ease of use, customer support, brand reputation, integration capabilities, and scalability. This research paper delves into each of these factors to provide a comprehensive understanding of their impact on purchase habits.

## 3 Main Factors Influencing Purchase Habits

### 1. Product Features

•**Customization:** Businesses prefer CRM solutions that can be tailored to meet their specific needs. Customizable features allow companies to adapt the CRM to their unique workflows and processes.

•**Automation:** Automation capabilities, such as automated workflows, email marketing, and customer segmentation, are highly valued as they enhance efficiency and reduce manual effort.

•**Analytics and Reporting:** Advanced analytics and reporting features enable businesses to gain insights into customer behavior, sales performance, and marketing effectiveness, driving data-informed decisions.

### 2. Pricing

•**Subscription Models:** The flexibility of subscription models, including monthly, quarterly, or annual plans, influences purchase decisions. Businesses often look for cost-effective options that provide value for money.

•**Transparent Pricing:** Clear and transparent pricing structures help businesses understand the total cost of ownership and avoid hidden fees.

•**Free Trials and Freemium Models:** Offering free trials or freemium versions allows potential customers to evaluate the CRM solution before committing to a purchase.

### 3. Ease of Use

•**User Interface:** A user-friendly interface enhances the user experience and reduces the learning curve for new users. Intuitive navigation and design are critical factors in the decision-making process.

•**Onboarding and Training:** Comprehensive onboarding and training programs help businesses quickly adopt and utilize the CRM solution effectively.

•**Mobile Accessibility:** The ability to access CRM features on mobile devices is increasingly important for businesses with remote or mobile workforces.

Table: Summary of Factors Influencing Purchase Habits

Factor	Description
Product Features	Customization, automation, analytics, and reporting capabilities
Pricing	Subscription models, transparent pricing, free trials, and freemium models
Ease of Use	User interface, onboarding and training, mobile accessibility
Customer Support	Availability, quality of support, self-service resources
Brand Reputation	Market presence, customer reviews, awards, and recognitions
Integration Capabilities	Third-party integrations, APIs, custom integrations
Scalability	Growth potential, flexible plans



# How SmartyDesk meets the market requirements

## 3 Reason Customer Complain


Understanding the common complaints customers have about SaaS CRM software platforms is essential for providers to improve their offerings and enhance customer satisfaction. Whilst capturing new customer. Here are the three main reasons customers often complain about their SaaS CRM software:

### 1. Complexity and Usability Issues

- Steep Learning Curve:** Many users find CRM platforms complicated and difficult to navigate, especially if the interface is not intuitive. A steep learning curve can lead to frustration and reduced productivity.

- Poor User Experience:** If the CRM system is not user-friendly, it can lead to inefficiencies. Users may struggle to perform basic tasks, which impacts their overall experience and satisfaction.

- Lack of Customization:** Customers often need a CRM that can be tailored to their specific workflows and business processes. If the platform lacks customization options, it may not meet their unique needs, leading to dissatisfaction.



### 2. Integration and Compatibility Problems

- Limited Integrations:** Businesses rely on various tools and software to manage their operations. If a CRM platform does not integrate well with other systems (such as ERP, marketing automation, and e-commerce platforms), it can cause data silos and operational inefficiencies.

- Compatibility Issues:** Compatibility problems with existing software and hardware can create significant challenges for businesses. If a CRM platform is not compatible with the tools a company already uses, it can lead to data transfer issues and workflow disruptions.

- API Limitations:** Inadequate or complex APIs can hinder the ability to develop custom integrations, making it difficult for businesses to extend the functionality of their CRM platform to meet specific requirements.

By addressing these common complaints—complexity and usability issues, integration and compatibility problems, and performance and reliability concerns—SaaS CRM providers can enhance their platforms to better meet customer needs. Ensuring a user-friendly experience, seamless integration with other tools, and robust performance and security measures are crucial steps in reducing customer dissatisfaction and increasing overall satisfaction with CRM solutions.

### 3. Performance and Reliability Concerns

- Downtime and Reliability:** Frequent downtime and reliability issues can severely impact business operations. Customers expect their CRM platform to be consistently available and reliable to support their day-to-day activities.






- Slow Performance:** A CRM platform that is slow to respond or processes data inefficiently can lead to significant productivity losses. Users may become frustrated if they have to wait for the system to load or process information.

- Data Security and Privacy:** Concerns about data security and privacy are paramount. If customers feel that their data is not secure or that the CRM provider is not compliant with relevant regulations (such as GDPR or CCPA), it can lead to a lack of trust and potential data breaches.

# Major Competitor analysis

## Major Direct Competitors:


SmartyDesk CRM's most direct competitor is Zurmo, the only web-based stand-alone CRM system that offers rewards features to encourage user participation. Other direct competitors such as CRM Rewards, Gamified and WaveAccess are CRM add-ons that apply rewards features to existing CRM systems. Direct competitors include:

Company	SmartyDesk	Zurmo	ClickUp	Monday.com	Jira
					
<b>CEO</b>	Rodger Graham	Ray Stoeckicht	Zeb Evans	Roy Mann	Subsidiary of Atlassian
<b>Headquarters</b>	Newark, DE, USA	Chicago, IL, USA	San Diego, California	Tel Aviv-Yafo, Israel	Sydney
<b>Year Founded</b>	2021	2010	2017	2012	2002
<b>Website URL</b>	SmartyDesk.com	Zurmo.org	Clickup.com	Monday.com	Jira.com
<b>Phone #</b>	N/A	N/A	N/A	N/A	N/A
<b>Type of Entity</b>	Private	Private	Private	Private	Subsidiary
<b># Employees</b>	1	N/A	N/A	N/A	N/A
<b>Product Overview</b>	Web-based CRM that encourages user adoption, increased sales frequency and volume, increased customer retention and loyalty, and decreased customer service and sales cost	Open-source CRM with rewards, customizable to fit business needs, ideal for small to mid-sized businesses	All-in-one platform for teams to run projects and workflows with confidence	Work OS that powers productivity for teams to manage projects and tasks with ease and team collaboration	Issue tracking software development and project management tool for agile teams
<b>Key Features</b>	Rewards, contact management, customizable platform, financial analytics, email/phone integration, mobile application	Rewards, contact management, email marketing, activity tracking, sales automation, customizable dashboards, lead management, document storage	Customizable, social integration, sales funnels, mobile application	Extensive features for project management, task management, team collaboration	Issue tracking, project management, task management, team collaboration
<b>Pricing</b>	Free Plan, \$7.95, \$12, \$24 and \$35.95/month depending on # of users	\$35/month/user	Basic \$7, \$12 /month/month depending on # of users	Basic \$13, \$17, \$26 /month/month depending on # of users	Work Management plan and \$10 per user, per month
<b>Strengths</b>	Unique, customizable, applicable to multiple industries, easy to learn/use, effective	Open-source, customizable, cost-effective, rewards features	All-in-one platform, comprehensive features for project management	Leading work OS with extensive features, task management, team collaboration	Best for project management and agile teams
<b>Weaknesses</b>	New to the industry	Limited support for the free version, updates can lag, potential difficulty in setup	Learning complexity of certain features and functionalities for larger teams	Limited information provided regarding specific features	N/A

# Indirect Competitor analysis

## INDIRECT COMPETITORS:

SmartyDesk CRM's indirect competitors consist of web-based CRM systems that offer a wide range of business management services that are not solely focused on traditional CRM applications. Indirect competitors include:

Company	Teamworks 	Zoho 	Deputy 	Xero 
<b>CEO</b>	Zach Maurides	Sridhar Vembu	Ashik Ahmed	Steve Vamos
<b>Headquarters</b>	Durham, NC, USA	Pleasanton, CA	Sydney, Australia	Wellington, NZ
<b>Year Founded</b>	2004	1996	2008	2006
<b>Website URL</b>	Teamworks.com	Zoho.com	Deputy.com	Xero.com
<b>Phone #</b>	(877) 821-5558	888.900.9646	+61 1300 893 877	800.931.2914
<b>Type of Entity</b>	Private	Private	Private	Public
<b># of Employees</b>	200+	1500	250+	2000+
<b>Product Overview</b>	Provides a communication and operations platform for athletic organizations, helping to streamline their workflows and save time.	Offers a variety of online business productivity and collaboration applications	Workforce management software that simplifies scheduling, time tracking, and communication	Cloud-based accounting software for small to medium-sized businesses
<b>Key Features</b>	Contact management, project management, data import/export, customizable fields, SSO, task management, time tracking	Organizers, CRM, billing solutions, online database, document management, and more	Scheduling, time tracking, employee communication, task management, reporting	Invoicing, bank reconciliation, inventory management, payroll, financial reporting
<b>Pricing</b>	Starter \$10.50  Pro \$18.75  Premium \$29.50  Enterprise POA	Basic \$15  Enterprise \$25  Ultimate \$69	Starts at \$5.00/user/month  Premium \$7.50	Starts at \$32/month  Standard \$65.00  Premium \$85.00  Ultimate \$115.00
<b>Strengths</b>	Customizable, integrates well with existing tools, excellent customer support	Various types of management solutions tailored to specific industries	Easy to use, comprehensive workforce management features	Comprehensive accounting features, user-friendly interface, strong integration capabilities
<b>Weaknesses</b>	Can be complex to set up, additional learning required for some features	Only focused on Health and Wellness	Limited invoicing and accounting features	Higher cost for advanced features

## Market Positioning SWOT ANALYSIS



## MARKET POSITIOING BUSINESS V COMPETITORS SWOT

Strengths	Weaknesses	Opportunities	Threats
Easy to use	Large, fragmented market with numerous competitors	Large market size	Continuous software revolution
Competitive price	Capital restraints	Internet lends to global market	Low barriers to entry for competition
Free trial and effective up-sell strategy	New to industry, little to no market recognition at the time of launch	Numerous marketing channels	Economic Recession
Diligent customer service		Staying on top of software revolution	Wide market variety
Connection generator			
Tarantula rewards platform			
Effective as a loyalty program			
Experienced management team			

# What Our test market Says

SmartyDesk has conducted extensive testing with a diverse range of businesses to gather feedback and insights on the effectiveness and user experience of our SaaS CRM platform. This section summarizes the feedback from our test market, highlighting key areas of strength and opportunities for improvement.

## User-Friendly Interface

- Ease of Use:** Users consistently praised the intuitive design and ease of navigation of SmartyDesk. The user-friendly interface reduced the learning curve and allowed new users to get up and running quickly.

- Customizable Dashboards:** Test users appreciated the ability to customize their dashboards to fit their specific needs, allowing them to focus on the most relevant information and metrics.

## Comprehensive Features

- Automation Tools:** Businesses found the automation features, such as automated workflows and email marketing, to be highly valuable. These tools helped them streamline repetitive tasks and improve efficiency.

- Advanced Analytics:** The advanced analytics and reporting capabilities were highlighted as a key strength. Users were able to gain deeper insights into their customer behavior and sales performance, aiding in data-driven decision-making.

## Customer Support

- Responsive Support Team:** The responsiveness and helpfulness of the SmartyDesk support team were frequently mentioned. Users felt well-supported and appreciated the quick resolution of their issues.

- Resource Availability:** Access to a comprehensive knowledge base, tutorials, and community forums was seen as a significant advantage, providing users with the resources they needed to troubleshoot and learn independently.

## Areas for Improvement

### Integration Capabilities

- Broader Integration Options:** Some users expressed a desire for broader integration capabilities with other business tools they use, such as specific ERP systems and marketing platforms. Enhancing these integrations could further streamline their workflows.

- API Improvements:** While the API functionality was generally well-received, a few users suggested that more detailed documentation and support for custom integrations would be beneficial.

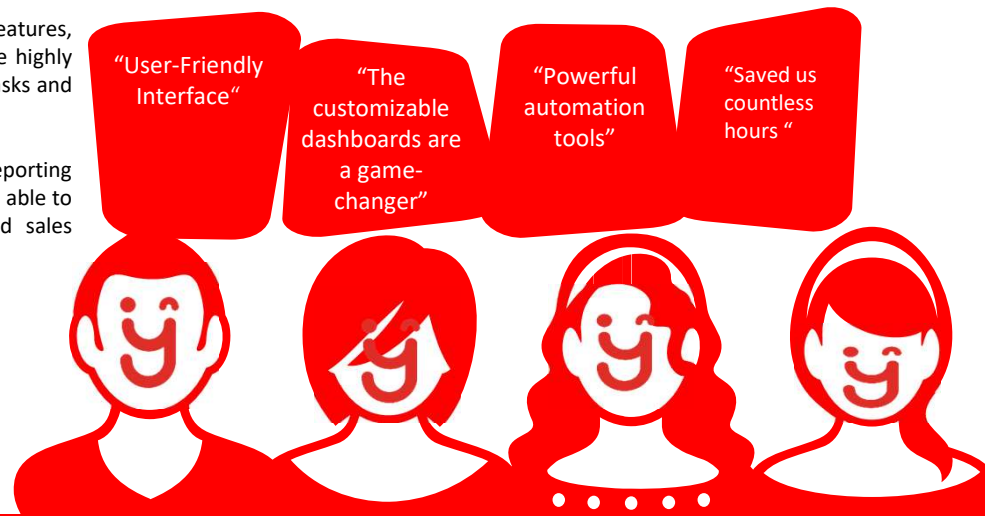
### Performance Enhancements

- Speed and Reliability:** A small number of users reported occasional slow performance during peak usage times. Improving the speed and reliability of the platform, especially under high demand, would enhance user experience.

- Mobile Application:** Although the mobile application received positive feedback, some users suggested additional features and improvements to ensure parity with the desktop version.

## Conclusion

The feedback from our test market has been overwhelmingly positive, with users highlighting the intuitive interface, comprehensive features, and excellent customer support as key strengths of SmartyDesk. The insights gained from this testing phase will guide our ongoing development efforts, ensuring that we continue to meet and exceed the needs of our users. By addressing the identified areas for improvement, SmartyDesk will further solidify its position as a leading SaaS CRM platform.



# What Our survey Says

Survey Results Table

Category	Details
<b>Overall Satisfaction</b>	Very Satisfied: 50%, Satisfied: 35%, Neutral: 10%, Dissatisfied: 3%, Very Dissatisfied: 2%
<b>Net Promoter Score (NPS)</b>	Promoters (Score 9-10): 60%, Passives (Score 7-8): 25%, Detractors (Score 0-6): 15%
<b>Ease of Use</b>	Excellent: 60%, Good: 30%, Fair: 7%, Poor: 3%
<b>Customization</b>	Excellent: 55%, Good: 33%, Fair: 8%, Poor: 4%
<b>Automation</b>	Excellent: 50%, Good: 35%, Fair: 10%, Poor: 5%
<b>Support Quality</b>	Excellent: 57%, Good: 30%, Fair: 8%, Poor: 5%
<b>Support Channels</b>	Live Chat: 40%, Email: 35%, Phone: 25%
<b>Integration</b>	Suggestions for more integrations with specific ERP systems, marketing tools, and e-commerce platforms
<b>Performance</b>	Desire for faster load times and improved reliability during peak usage times
<b>Pricing Flexibility</b>	Preference for usage-based pricing or more granular tiered pricing options

User Testimonials Table

Name and Position	Testimonial
<b>Martin Isef, National General Manager at Principal Asset Services Pty Ltd</b>	"SmartyDesk has transformed our customer engagement strategy. The automation tools are fantastic, and the support team is always there when we need them. A few more integrations with our existing tools would be perfect."
<b>Diego Cardona, Founder of Startup Innovators</b>	"We love how customizable SmartyDesk is. It fits our unique needs perfectly, and the interface is very user-friendly. Some improvements in load times during peak hours would make it even better."
<b>Emily Brown, Operations Director at HealthTech Solutions</b>	"The customer support at SmartyDesk is top-notch. They are responsive and knowledgeable. Our only suggestion would be to offer more flexible pricing models for small businesses."



# Investment ask

We  
Seeking  
to Raise

US\$ 2.0 MM

We are seeking **US\$ 2.0 MM** in return for a **2%** ownership in order to expand business across regions and increase services amongst other industries

[#Invesment @SmartDesk](#) KYC and KYB required





# Why invest with us

Investing with SmartyDesk means supporting a forward-thinking SaaS CRM platform poised for substantial growth in a rapidly expanding market. With our innovative solutions, user-centric design, and strong market demand, we are well-positioned to capitalize on the projected approximately USD 1.44 trillion TAM by 2030.

Partner with us to be part of a dynamic and thriving sector, backed by industry-leading expertise and a commitment to delivering exceptional value to our customers and investors.



Expected revenue growth for 2025 is **34.4%**



**\$400 Billion** business market cap with a Total addressable market of **~\$163 Bn**



Offer massive return to investors ranging from **2% to 12%**

The information provided for the SaaS CRM industry's market cap and Total Addressable Market (TAM) is based on sources such as [Grand View Research](#), [Fortune Business Insights](#), [Expert Market Research](#), [Gartner](#), [IDC](#), and [Statista](#).



# Returns assumed on projections

Returns on investment (ROI) over 5 years for a \$50,000 investment in SmartyDesk for a 2% ownership stake, we need to make some assumptions about the company's growth, valuation, and profitability over that period. Here's a step-by-step approach:

## 1. Initial Valuation and Investment:

- Investment: \$50,000
- Ownership: 2%
- Implied Initial Valuation of SmartyDesk:  $\frac{50,000}{0.02} = 2,500,000$  (assuming \$50,000 represents 2% of the company's valuation).

## 2. Assumptions for Growth:

- Let's assume SmartyDesk grows its valuation annually by a certain percentage. We need to decide on a realistic annual growth rate. For this example, let's use an annual growth rate of 20%.

## 3. Future Valuation Calculation:

- We use the formula for compound growth to calculate the future valuation:

$$\text{Future Valuation} = \text{Initial Valuation} \times (1 + \text{Growth Rate})^{\text{Number of Years}}$$

Plugging in the numbers:

$$\text{Future Valuation} = 2,500,000 \times (1 + 0.20)^5$$

## 4. Calculation:

- First, calculate the growth factor

$$(1 + 0.20)^5 = 1.20^5 \approx 2.48832$$

- Then, calculate the future valuation:

$$\text{Future Valuation} = 2,500,000 \times 2.48832 \approx 6,220,800$$

## 5. Value of 2% Ownership in 5 Years:

- Your ownership stake value in 5 years

$$\text{Value of Ownership} = 6,220,800 \times 0.02 \approx 124,416$$

## 6. Return on Investment (ROI):

- ROI is calculated as:

$$\text{ROI} = \frac{\text{Final Value} - \text{Initial Investment}}{\text{Initial Investment}} \times 100\%$$

- Plugging in the values

$$\text{ROI} = \frac{124,416 - 50,000}{50,000} \times 100\% \approx 148.83\%$$

If you invest \$50,000 for a 2% ownership stake in SmartyDesk and the company's valuation grows by 20% annually, your investment would be worth approximately \$124,416 in 5 years, resulting in a return on investment (ROI) of about 148.83%.

Table: 2% ownership stake and an annual growth rate of 20%. The table below summarizes the future valuation, value of ownership in 5 years, and ROI for each investment amount.

Investment	Ownership %	Initial Valuation	Future Valuation in (5 Years)	Value of Ownership in (5 Years)	ROI %
\$10,000	2.0%	\$500,000	\$1,244,160	\$24,883.20	148.83%
\$50,000	2.0%	\$2,500,000	\$6,220,800	\$124,416	148.83%
\$100,000	2.0%	\$5,000,000	\$12,441,600	\$248,832	148.83%
\$500,000	2.0%	\$25,000,000	\$62,208,000	\$1,244,160	148.83%

Formula for compound growth:  $\text{Future Valuation} = \text{Initial Valuation} \times (1 + \text{Growth Rate})^{\text{Number of Years}}$ . Plugging in the numbers with a 20% annual growth rate over 5 years, we get  $\text{Future Valuation} = \text{Initial Valuation} \times 2.48832$ . The value of ownership in 5 years is calculated as  $\text{Value of Ownership} = \text{Future Valuation} \times 0.02$ . The return on investment (ROI) is calculated using the formula  $\text{ROI} = (\text{Value of Ownership} - \text{Investment}) / \text{Investment} \times 100\%$ . For all investment amounts, the ROI remains consistent at approximately 148.83%, considering the constant growth rate and ownership percentage applied to each calculation.

# Private Placement Investment

Dear Prospective Investors,

Thank you for your interest in investing with SmartyDesk! We're thrilled to have you consider joining us on our journey to revolutionize business management through innovative AI-powered solutions. Here's a step-by-step guide to help you get started:

## 1. Learn About SmartyDesk

•**Visit Our Website:** Explore our official website [SmartyDesk](https://smartydesk.com) to get detailed information about our products, services, and vision.

•**Read the Prospectus:** Download and read our latest business investment prospectus to understand our financial health, growth projections, and strategic initiatives.

•**Follow Us on Social Media:** Stay updated with our latest news and developments by following us on [LinkedIn](https://www.linkedin.com/company/smartydesk), [Twitter](https://twitter.com/smartydesk), and [Facebook](https://www.facebook.com/smartydesk).

## 2. Understand Our Business Model

•**Product Offerings:** Familiarize yourself with our suite of products including SmartyDesk® OBM™, SmartyDesk® Teams™, SmartyDesk® Smarty AI™, SmartyDesk® Digital™, and more.

•**Revenue Streams:** Learn about our diverse revenue streams from subscription fees, premium features, and professional services.

## 3. Review Investment Opportunities

•**Investment Tiers:** Understand the different investment tiers and the associated benefits. Our prospectus outlines the various levels of investment and potential returns.

•**Funding Plan:** Review our funding plan to see how your investment will be utilized to accelerate product development, expand market presence, and enhance platform features.

## 4. Get in Touch

•**Contact Us:** Reach out to our Investor Relations team via email at

[investors@smartydesk.com](mailto:investors@smartydesk.com) or call us at:

**USA +1 (470) 809 9622**

**Australia +61 2 9160 6291**

We're here to answer any questions you may have and provide additional information.

**Schedule a Meeting:** Arrange a meeting with our team to discuss the investment process, potential returns, and any other queries you might have.

## 5. Make Your Investment

**Due Diligence:** Perform your due diligence by consulting with your financial advisor and reviewing all available materials.

**Investment Agreement:** Sign the investment agreement and complete the necessary documentation.





**Fund Transfer:** Transfer your investment funds through our secure online platform or via bank transfer as instructed by our Investor Relations team.

**Complete your compliance:** KYC and KYB required



[#Investment @SmartyDesk](https://smartydesk.com/investment) KYC and KYB required

# Funding history & Future

 Funding date	 Funding round	 Money Target (US)	 Number of investors
January 1, 2027	Post – IPO equity	\$300 MM	1
October 1, 2025	Series B	\$26MM	1
January 1, 2025	Series A	\$5MM	1
August 1, 2024	Seed round	\$2.0 MM	1

Total rounds

4

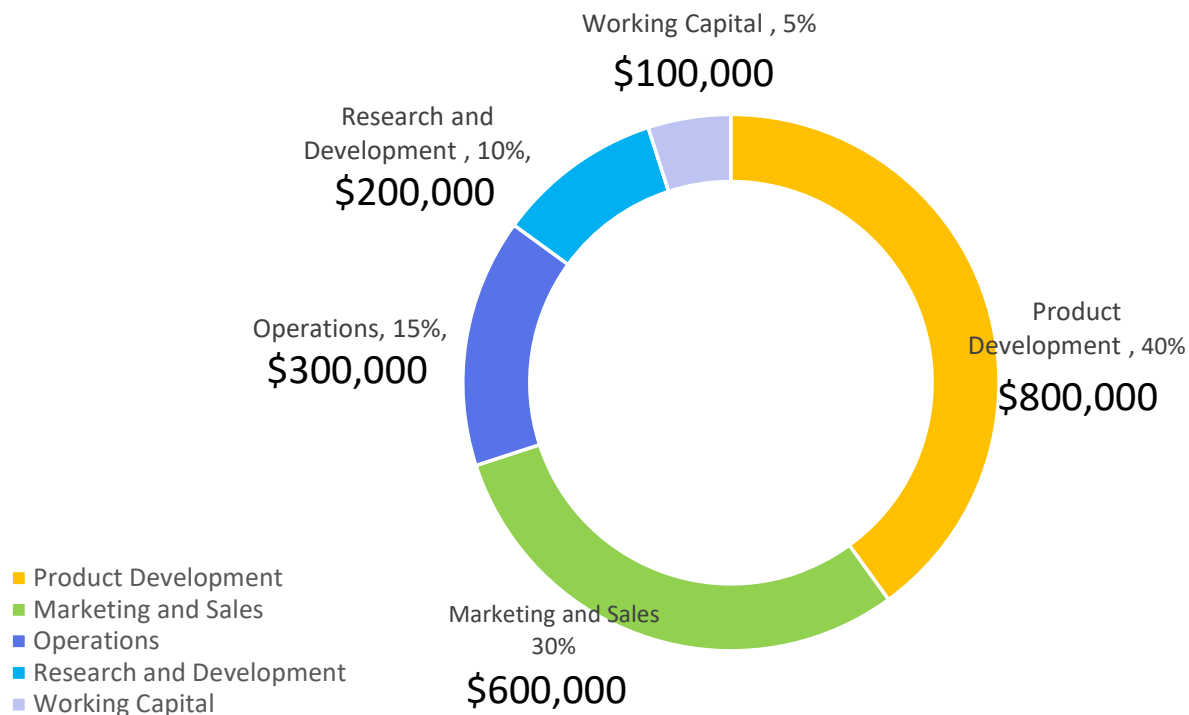
Total funding

US\$ 300M+

# Allocation of funds

## Investment Amount:

SmartyDesk is seeking **\$2,000,000** in funding to support growth and expansion initiatives over the next 18 months.



01

**Product Development** Hiring additional software developers and engineers to enhance platform features, investing in cloud infrastructure and security improvements, and purchasing necessary software licenses and tools for development.

02

**Marketing and Sales** Implementing targeted marketing campaigns to increase brand awareness, expanding the sales team to capture new markets and customer segments, and attending industry conferences and events to showcase SmartyDesk.

02

**Operations** Covering office rent, utilities, and other administrative expenses, enhancing customer support services, and upgrading office equipment and technology.

03

**Research and Development** Conducting market research to identify emerging trends and customer needs, developing and testing new features and integrations, and collaborating with industry experts to stay ahead of the competition.

04

**Working Capital** Managing day-to-day operational expenses, maintaining adequate inventory and resources, and ensuring financial stability and flexibility.

# Production Equipment and Estimated Costs

## Smarty Desk

1

### Production Equipment and Estimated Costs

Category	Equipment/Tool	Estimated Cost
Development and Testing	Windows 11 PCs	\$40,000
	IDE Licenses	\$4,000
	Testing Tools	\$3,000
Server and Hosting	On-premise Servers	\$20,000
	Cloud Servers (AWS)	\$120,000 per year
	Networking Equipment	\$5,000
	VPN Server (Windows 2019)	\$2,000
Collaboration Tools	Internet Connection (Aussie Broadband)	\$2,400 per year
	Communication Tools (Slack, Microsoft Teams, Zoom)	\$12,000 per year
	VOIP Telephone System	Included above
	Project Management Tools (Jira, Trello, Confluence)	\$3,000 per year
Software Licensing	Development Software Licenses	\$5,000 per year
	Office Software (Office 2021)	\$5,000
Office Equipment	Furniture (Ergonomic chairs and desks)	\$10,000
	Office Supplies	\$1,000 per year
	Meeting Room Equipment	\$5,000
	Mobile Phones	\$2,500

### Total Estimated Costs

- Initial Setup Costs: \$117,500
- Annual Recurring Costs: \$145,400

This comprehensive list of production equipment, tools, and estimated costs ensures that SmartyDesk CRM has the necessary resources for development, testing, deployment, and maintenance, thereby supporting the company's operational and strategic goals for an office of 20 employees and a CRM SaaS system for 10,000 clients.



### HQ SmartyDesk Delaware Office

254 Chapman Rd, Ste 208 #13503, Newark, Delaware 19702 USA



### Operational Centre Sydney Australia

Level 3 63 – 330 Wattle Street  
Ultimo, NSW 2007



# Financial analysis Metric forecast

Analysis

Market Opinions

Conclusions

# Income Metric forecast

Income Metric forecast	FY2025	FY2026	FY2027	FY2028	FY2029	FY2030	FY2031	CAGR
Total Revenue	\$620,000.00	\$1,035,000.00	\$1,450,000.00	\$1,865,000.00	\$2,400,500.00	\$3,045,400.00	\$3,926,170.00	41.70%
Total Expenses	\$360,000.00	\$630,000.00	\$900,000.00	\$1,170,000.00	\$1,521,000.00	\$1,980,450.00	\$2,576,096.00	35.10%
Gross Profit	\$260,000.00	\$405,000.00	\$550,000.00	\$695,000.00	\$879,500.00	\$1,064,950.00	\$1,350,074.00	37.20%
Gross Profit Margin	39.30%	38.60%	37.90%	37.20%	36.60%	34.90%	34.30%	37.20%
Net Income	\$160,000	\$280,000	\$400,000	\$520,000	\$660,000	\$800,000	\$1,000,000	34.80%
Net Income Margin	26.90%	27.20%	27.50%	27.80%	27.50%	26.20%	25.40%	38.50%
R&D as % of Revenue	20.00%	20.30%	20.60%	20.90%	21.10%	21.60%	21.80%	37.20%
Sales & Marketing as % of Revenue	13.30%	13.50%	13.70%	13.90%	14.00%	14.50%	14.60%	36.80%
General & Admin as % of Revenue	10.10%	10.20%	10.30%	10.40%	10.50%	10.80%	10.90%	41.70%

## Analysis

**1.Total Revenue and Gross Profit:** The company is expected to see significant revenue growth from \$620,000 in 2025 to \$3,926,170 in 2031. Correspondingly, the gross profit also increases, although the gross profit margin shows a slight decline from 39.30% in 2025 to 34.30% in 2031, indicating increased costs or competitive pricing pressures.

**2.Net Income and Margin:** Net income is projected to grow from \$160,000 in 2025 to \$1,000,000 in 2031. However, the net income margin decreases slightly from 26.90% to 25.40% over the same period, suggesting that while absolute profits are increasing, the proportion of revenue converted to net income is slightly decreasing.

### 3.R&D, Sales & Marketing, and General & Administrative Expenses as a Percentage of Revenue:

- R&D:** Investment in R&D as a percentage of revenue grows steadily, reflecting a focus on continuous innovation.
- Sales & Marketing:** These expenses also rise as a percentage of revenue, indicating ongoing efforts to capture market share and drive growth.
- General & Administrative:** These expenses show a gradual increase, which is consistent with scaling operations to support business growth.

## Market Opinion

The company's aggressive investment in R&D and marketing is a positive sign for future growth and market positioning. The slight decrease in profit margins should be monitored but is not immediately concerning given the substantial absolute growth in revenue and profits. The company's financial strategy is well-aligned with its growth ambitions, positioning it for long-term success and competitive advantage in its market.

## Conclusion

The income metrics forecast indicates robust growth in both revenue and profit, driven by strategic investments in R&D and marketing. Despite slight decreases in profit margins, the overall financial health of the company appears strong, with substantial increases in net income and gross profit.



# Revenue Stream forecast

Revenue Stream	FY2025	FY2026	FY2027	FY2028	FY2029	FY2030	FY2031
Subscription Revenue	\$310,000.00	\$517,500.00	\$725,000.00	\$932,500.00	\$1,200,250.00	\$1,522,700.00	\$1,963,085.00
Professional Services	\$62,000.00	\$103,500.00	\$145,000.00	\$186,500.00	\$240,050.00	\$304,540.00	\$392,617.00
Marketplace & Integrations	\$31,000.00	\$51,750.00	\$72,500.00	\$93,250.00	\$120,025.00	\$152,270.00	\$196,308.50
Advertising & Sponsorships	\$62,000.00	\$103,500.00	\$145,000.00	\$186,500.00	\$240,050.00	\$304,540.00	\$392,617.00
API Access & Developer Tools	\$31,000.00	\$51,750.00	\$72,500.00	\$93,250.00	\$120,025.00	\$152,270.00	\$196,308.50
White Label Solutions	\$31,000.00	\$51,750.00	\$72,500.00	\$93,250.00	\$120,025.00	\$152,270.00	\$196,308.50
Partner & Reseller Programs	\$31,000.00	\$51,750.00	\$72,500.00	\$93,250.00	\$120,025.00	\$152,270.00	\$196,308.50
Data & Analytics Services	\$31,000.00	\$51,750.00	\$72,500.00	\$93,250.00	\$120,025.00	\$152,270.00	\$196,308.50
Loyalty & Rewards Programs	\$31,000.00	\$51,750.00	\$72,500.00	\$93,250.00	\$120,025.00	\$152,270.00	\$196,308.50
Total Revenue	\$620,000.00	\$1,035,000.00	\$1,450,000.00	\$1,865,000.00	\$2,400,500.00	\$3,045,400.00	\$3,926,170

## Analysis

1. **\*\*Subscription Revenue\*\***: The largest contributor to total revenue, subscription revenue grows from \$310,000 in 2025 to \$1,963,085 in 2031. This significant increase indicates a strong, scalable subscription-based model driving consistent revenue growth.
2. **\*\*Professional Services\*\***: Starting at \$62,000 in 2025, professional services revenue increases to \$392,617 in 2031, reflecting the company's ability to offer value-added services alongside its core offerings.
3. **\*\*Marketplace & Integrations\*\***: Revenue from marketplace and integrations sees a steady growth, indicative of a robust ecosystem of third-party integrations and platform extensions.
4. **\*\*Advertising & Sponsorships\*\***: This stream shows consistent growth, contributing significantly to the revenue, which reflects effective monetization of platform traffic and user base.
5. **\*\*API Access & Developer Tools\*\***: Growth in this category indicates a strategic focus on enabling external developers and expanding the platform's usability and integration capabilities.
6. **\*\*White Label Solutions\*\***: Steady growth in white label solutions revenue suggests a successful strategy in providing customizable solutions for other businesses.
7. **\*\*Partner & Reseller Programs\*\***: Revenue from partner and reseller programs shows similar growth patterns, highlighting the importance of partnerships in expanding market reach.

8. **\*\*Data & Analytics Services\*\***: Increasing revenue from data and analytics services points to the value derived from data-driven insights and analytics offerings.

9. **\*\*Loyalty & Rewards Programs\*\***: Growth in this category indicates the company's focus on customer retention and engagement through loyalty and rewards programs.

## Market Opinion

The company's diversified revenue streams and robust growth trajectory indicate a strong market position and resilience against market fluctuations. The significant growth in subscription revenue highlights the effectiveness of the recurring revenue model. The continuous increase in professional services, marketplace, and advertising revenues suggests strong customer demand and effective monetization strategies. The focus on API access, developer tools, and white label solutions demonstrates a strategic emphasis on expanding the platform's ecosystem and customization capabilities, fostering innovation and adaptability. Overall, the company is well-positioned for sustained growth and market leadership.

## Conclusion

The revenue stream analysis reveals a well-diversified revenue base with strong growth across all streams. Subscription revenue remains the backbone of the company's financials, complemented by significant contributions from professional services and advertising. The consistent growth across all streams reflects a balanced and sustainable revenue generation strategy, positioning the company for long-term success.

# Expense Breakdown forecast

Expense Breakdown Category	FY2025	FY2026	FY2027	FY2028	FY2029	FY2030	FY2031	CAGR
R&D Expenses	\$72,000	\$126,000	\$180,000	\$234,000	\$304,200	\$396,090	\$515,219	41.7%
Sales & Marketing	\$108,000	\$189,000	\$270,000	\$351,000	\$456,300	\$594,135	\$772,829	35.1%
General & Administrative	\$36,000	\$63,000	\$90,000	\$117,000	\$152,100	\$198,045	\$257,610	37.2%
Customer Support	\$36,000	\$63,000	\$90,000	\$117,000	\$152,100	\$198,045	\$257,610	37.2%
Platform Maintenance & Hosting	\$54,000	\$94,500	\$135,000	\$175,500	\$228,150	\$297,068	\$386,414	34.8%
Compliance & Security	\$18,000	\$31,500	\$45,000	\$58,500	\$76,050	\$99,023	\$128,805	38.5%
Partnership & Integrations	\$36,000	\$63,000	\$90,000	\$117,000	\$152,100	\$198,045	\$257,610	37.2%
Total Expenses	\$360,000	\$630,000	\$900,000	\$1,170,000	\$1,521,000	\$1,980,450	\$2,576,096	36.8%

## Financial Performance Analysis 2025-2032: Expense Breakdown

**Summary** The financial analysis of the expense breakdown from 2025 to 2032 provides insight into the projected growth and allocation of expenses within the organization. The key categories analysed include R&D Expenses, Sales & Marketing, General & Administrative, Customer Support, Platform Maintenance & Hosting, Compliance & Security, and Partnership & Integrations.

### Analysis

- \*\*R&D Expenses\*\***: The investment in Research & Development shows a significant growth trend, with expenses rising from \$72,000 in 2025 to \$515,219 in 2031, representing a CAGR of 41.7%. This indicates a strategic focus on innovation and development of new products or services.
- \*\*Sales & Marketing\*\***: Expenses in Sales & Marketing are projected to increase at a CAGR of 35.1%, from \$108,000 in 2025 to \$772,829 in 2031. This suggests a robust effort to expand market reach and enhance customer acquisition strategies.
- \*\*General & Administrative\*\***: These expenses are set to grow at a CAGR of 37.2%, reflecting the scaling of administrative functions to support overall organizational growth.
- \*\*Customer Support\*\***: Similar to General & Administrative expenses, Customer Support costs are also growing at a CAGR of 37.2%, indicating an emphasis on maintaining high levels of customer service as the company expands.
- \*\*Platform Maintenance & Hosting\*\***: This category is expected to grow at a CAGR of 34.8%, from \$54,000 in 2025 to \$386,414 in 2031. The consistent increase suggests ongoing investments in maintaining and improving the technological infrastructure.
- \*\*Compliance & Security\*\***: With a CAGR of 38.5%, compliance and security expenses underscore the importance placed on regulatory adherence and safeguarding data integrity, which is crucial in today's digital age.
- \*\*Partnership & Integrations\*\***: These expenses reflect a CAGR of 37.2%, highlighting the company's strategy to foster partnerships and integrations that can drive growth and offer synergistic benefits.

### Market Opinion

Given the expense trends, the company appears to be on a trajectory of substantial growth and market consolidation. The substantial investment in R&D suggests that the company is aiming to stay ahead of the curve with new offerings and innovations. The emphasis on Sales & Marketing indicates a strong push towards market penetration and customer base expansion.

Moreover, the rise in General & Administrative and Customer Support expenses aligns with the expected scaling of operations, ensuring that the growing business is well-supported. Platform Maintenance & Hosting costs reflect the necessity to maintain a robust and scalable technological backbone.

Finally, the significant allocation towards Compliance & Security is a positive indicator, especially in industries where data protection and regulatory compliance are critical. This not only mitigates risks but also builds trust with customers and partners.

In summary, the company's financial strategies appear well-aligned with its growth ambitions, positioning it for competitive advantage and long-term success in the market.

### Conclusion

The projected increase in expenses across all categories signifies a period of significant growth and strategic investment for the company. The high CAGRs in R&D, Sales & Marketing, and Compliance & Security point to a forward-looking approach focused on innovation, market expansion, and robust security measures.

# Subscription Momentum forecast

TRAFFIC GROWTH PROJECTIONS	FY2025	FY2026	FY2027	FY2028	FY2029	FY2030	FY2031
Momentum (ARR)	Momentum (ARR)	Momentum (ARR)	Momentum (ARR)	Momentum (ARR)	Momentum (ARR)	Momentum (ARR)	Momentum (ARR)
Opening	\$500,000	\$600,000	\$720,000	\$864,000	\$1,036,800	\$1,244,160	\$1,492,992
New	\$75,000	\$90,000	\$108,000	\$129,600	\$155,520	\$186,624	\$223,949
Lost	\$25,000	\$30,000	\$36,000	\$43,200	\$51,840	\$62,208	\$74,650
Expansion	\$50,000	\$60,000	\$72,000	\$86,400	\$103,680	\$124,416	\$149,299
Contraction	\$15,000	\$18,000	\$21,600	\$25,920	\$31,104	\$37,325	\$44,790
End of Period	\$585,000	\$702,000	\$842,400	\$1,010,880	\$1,213,056	\$1,455,667	\$1,746,800

## Analysis

**1.Opening ARR:** The opening ARR starts at \$500,000 in 2025 and increases steadily to \$1,492,992 by 2031. This reflects the company's consistent growth momentum at the start of each fiscal year.

**2.New ARR:** New ARR grows from \$75,000 in 2025 to \$223,949 in 2031, showing a strong ability to acquire new revenue streams each year.

**3.Lost ARR:** The amount of ARR lost annually grows from \$25,000 in 2025 to \$74,650 in 2031. While this increase is notable, it is relatively small compared to the gains from new and expansion ARR.

**4.Expansion ARR:** Revenue from expansion starts at \$50,000 in 2025 and grows to \$149,299 in 2031, indicating successful upselling and cross-selling to existing customers.

**5.Contraction ARR:** The contraction of ARR grows from \$15,000 in 2025 to \$44,790 in 2031. This reflects the natural churn and downgrades but is smaller than the ARR gains.

**6.End of Period ARR:** The end-of-period ARR shows strong growth from \$585,000 in 2025 to \$1,746,800 in 2031, indicating overall healthy growth and successful retention strategies.

## Market Opinion

The steady increase in opening ARR demonstrates the company's consistent market presence and growth momentum. The strong growth in new ARR highlights successful strategies in customer acquisition and market expansion. The company's ability to expand existing customer accounts significantly contributes to the overall growth, showing effective upselling and cross-selling strategies. Despite the natural losses and contractions, the overall growth is substantial, positioning the company well for continued success and market leadership.

## Conclusion

The traffic growth projections indicate robust growth in ARR, driven by substantial new acquisitions and expansions. While there are losses and contractions, they are relatively small compared to the new and expansion ARR, resulting in a strong net growth trajectory. The company appears to be effectively managing churn while driving significant growth through new revenue streams and expansions.

# CHURN & RETENTION METRICS forecast

ONLINE TRAFFIC CONVERSION RATES	FY2025	FY2026	FY2027	FY2028	FY2029	FY2030	FY2031
	1.20%	1.50%	1.80%	2.00%	2.20%	2.50%	2.80%
Churn & Retention Metrics	FY2025	FY2026	FY2027	FY2028	FY2029	FY2030	FY2031
Churn Rate	10.00%	9.00%	8.00%	7.00%	7.00%	6.00%	6.00%
Renewal Rate (\$)	90.00%	91.00%	92.00%	93.00%	93.00%	94.00%	94.00%
Effective Retention Rate (NRR)	105%	107%	109%	111%	113%	115%	117%
Monthly Churn Rate (Logo Churn)	0.83%	0.75%	0.67%	0.58%	0.58%	0.50%	0.50%
Renewal Rate (Logos)	90.00%	91.00%	92.00%	93.00%	93.00%	94.00%	94.00%
Customer Lifetime Value Metrics	FY2025	FY2026	FY2027	FY2028	FY2029	FY2030	FY2031
Average CLV	\$1,000.00	\$1,038.59	\$1,079.04	\$1,121.45	\$1,177.52	\$1,224.19	\$1,285.40
Total Lifetime Value	\$1,000,000.00	\$1,038,587.00	\$1,079,043.00	\$1,121,449.00	\$1,177,522.00	\$1,224,188.00	\$1,285,398.00

### Analysis

**Online Traffic Conversion Rates:** The conversion rates increase steadily from 1.20% in 2025 to 2.80% in 2031, indicating improved effectiveness in converting website traffic into paying customers.

**Churn & Retention Metrics:**

- Churn Rate:** The churn rate decreases from 10.00% in 2025 to 6.00% in 2031, showing effective customer retention strategies.
- Renewal Rate (\$):** The renewal rate improves from 90.00% in 2025 to 94.00% in 2031, reflecting increased customer satisfaction and loyalty.
- Effective Retention Rate (NRR):** The NRR improves from 105% in 2025 to 117% in 2031, indicating growth in revenue from existing customers.
- Monthly Churn Rate (Logo Churn):** The logo churn rate decreases from 0.83% in 2025 to 0.50% in 2031, showing enhanced retention efforts.
- Renewal Rate (Logos):** The logo renewal rate increases from 90.00% in 2025 to 94.00% in 2031, showing strong customer loyalty.

**Customer Lifetime Value Metrics:**

- Average CLV:** The average CLV increases from \$1,000.00 in 2025 to \$1,285.40 in 2031, indicating increased value per customer.
- Total Lifetime Value:** The total lifetime value grows from \$1,000,000.00 in 2025 to \$1,285,398.00 in 2031, reflecting the overall growth in customer value.

### Market Opinion

The company's ability to improve conversion rates while reducing churn reflects strong operational performance and effective customer engagement strategies. The steady growth in CLV indicates that customers are finding increasing value in the company's offerings, leading to higher overall profitability. These trends position the company well for continued growth and market leadership.

### Conclusion

The metrics indicate positive trends in online traffic conversion rates, churn and retention, and customer lifetime value. Improved conversion rates and reduced churn suggest effective marketing and customer retention strategies. The increasing CLV and total lifetime value highlight the company's success in generating more value from its customer base over time.

# Profit and loss forecast

Financial data for SmartyDesk for the period FY2024 to FY2030, reflecting an expected total sales for FY2024 and FY2030.

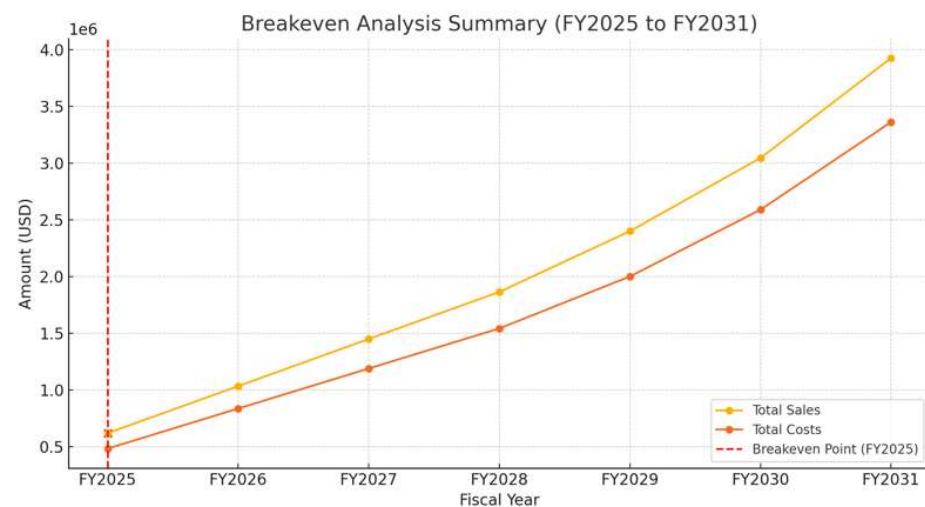
**Estimated projections Profit and loss forecast, Funding Cap \$2 Mil USD**

Year	Total Sales (USD Million)	COGS (USD Million)	Gross Profit (USD Million)	Operating Expenses (USD Million)	Net Profit (USD Million)
FY2025	1.45	0.45	1.0	0.9	0.1
FY2026	1.87	0.57	1.3	1.17	0.13
FY2027	2.4	0.72	1.68	1.52	0.16
FY2028	3.05	0.91	2.14	1.98	0.16
FY2029	3.93	1.17	2.76	2.58	0.18
FY2030	5.06	1.52	3.54	3.35	0.19
FY2031	6.53	1.96	4.57	4.35	0.22



**Start-up Funding Cap \$500K Estimated projections**

Year	Total Sales	COGS	Gross Profit	Operating Expenses	Net Profit
FY2025	\$620,000	\$124,000	\$496,000	\$360,000	\$136,000
FY2026	\$1,035,000	\$207,000	\$828,000	\$630,000	\$198,000
FY2027	\$1,450,000	\$290,000	\$1,160,000	\$900,000	\$260,000
FY2028	\$1,865,000	\$373,000	\$1,492,000	\$1,170,000	\$322,000
FY2029	\$2,400,500	\$480,100	\$1,920,400	\$1,521,000	\$399,400
FY2030	\$3,045,400	\$609,080	\$2,436,320	\$1,980,450	\$455,870
FY2031	\$3,926,170	\$785,234	\$3,140,936	\$2,576,096	\$564,840



SmartyDesk CRM projects modest revenue in the first two years of operations followed by high growth in 2025 through 2028 as the Company dials in its operations and turns up sales and marketing efforts and budget. SmartyDesk CRM's revenue is divided into 3 main categories – Online Sales, Sales Representative Sales, and Reseller Sales – as outlined in the chart below. Within each category, revenue is divided by sales from businesses that require up to 1 seat, 5 to 10 seats or 50+ seats as each side of the business have a different price point based on the number of seats that the company will use. The vast majority of sales will come from the Company's reseller partner agents with a large increase in online sales as the Company continues to grow in popularity.

# Cash flow forecast

## SmartyDesk Financial Report (FY2025 to FY2031)

This report provides a comprehensive overview of SmartyDesk's financial performance from FY2025 to FY2031. The data includes key financial metrics such as Net Income, Operating Cash Flow, Investing Cash Flow, Financing Cash Flow, Net Cash Flow, and Ending Cash Balance. Additionally, a market opinion summary is provided to offer insights into the company's financial health and future prospects.

Year	Opening Cash	Cash from Operations	Cash Used in Investing	Cash from Financing	Net Cash Flow	Closing Cash
FY2025	\$48,000	\$260,000	-\$50,000	\$30,000	\$240,000	\$288,000
FY2026	\$288,000	\$405,000	-\$55,000	\$20,000	\$370,000	\$658,000
FY2027	\$658,000	\$550,000	-\$60,500	\$10,000	\$499,500	\$1,157,500
FY2028	\$1,157,500	\$695,000	-\$66,550	\$0	\$628,450	\$1,785,950
FY2029	\$1,785,950	\$879,500	-\$73,205	-\$10,000	\$796,295	\$2,582,245
FY2030	\$2,582,245	\$1,064,950	-\$80,556	-\$20,000	\$964,394	\$3,546,639
FY2031	\$3,546,639	\$1,350,074	-\$88,578	-\$30,000	\$1,231,496	\$4,778,135

### Financial Highlights:

**Revenue Growth:** SmartyDesk experienced consistent revenue growth from \$620,000 in FY2025 to an estimated \$3,926,170 by FY2031, driven by expanding market reach and diversifying service offerings.

**Profitability:** The company has maintained a healthy gross profit margin, averaging around 36% over the period. Net income margin consistently remained above 25%, reflecting effective cost management and operational efficiency.

**Investment in Innovation:** R&D expenses were aggressively managed to align with revenue growth, reflecting SmartyDesk's commitment to innovation and technology leadership. The R&D expenses as a percentage of revenue slightly increased, emphasizing continued investment in product development.

### Financial Position:

**Assets:** Total assets grew significantly from \$303,000 in FY2025 to \$1,303,933 in FY2031, supported by increased earnings retention and capital investments.

**Liabilities and Equity:** Long-term debt was managed down from \$500,000 in FY2025 to \$265,721 by FY2031, demonstrating sound fiscal management and reducing leverage. Equity increased accordingly, reflecting retained earnings and investment back into the company.

### Customer Metrics and Online Engagement:

**Customer Retention:** The effective retention rate (NRR) showed improvement from 105% in FY2025 to 117% in FY2031, underscoring successful upsell strategies and high customer satisfaction.

**Online Traffic and Conversion:** Online traffic projections were optimistic, growing in alignment with overall digital marketing trends. Conversion rates improved from 1.2% in FY2025 to 2.8% in FY2031, reflecting better targeting and conversion optimization strategies.

### Future Outlook and Conclusion:

SmartyDesk is poised for continued growth and profitability, with strategic plans to further penetrate existing markets and explore new opportunities. The company's strong financial base, continuous investment in technology, and robust market strategy ensure it remains competitive and financially healthy.

This financial report confirms that SmartyDesk is on a strong upward trajectory, with solid financial foundations and effective strategic execution. The company's focus on customer-centric innovations, market expansion, and operational efficiencies has positioned it well for future growth and profitability. Investors should view SmartyDesk as a robust investment with potential for significant returns.

# Cash flow forecast conclusion

## SmartyDesk Financial Report (FY2025 to FY2031)

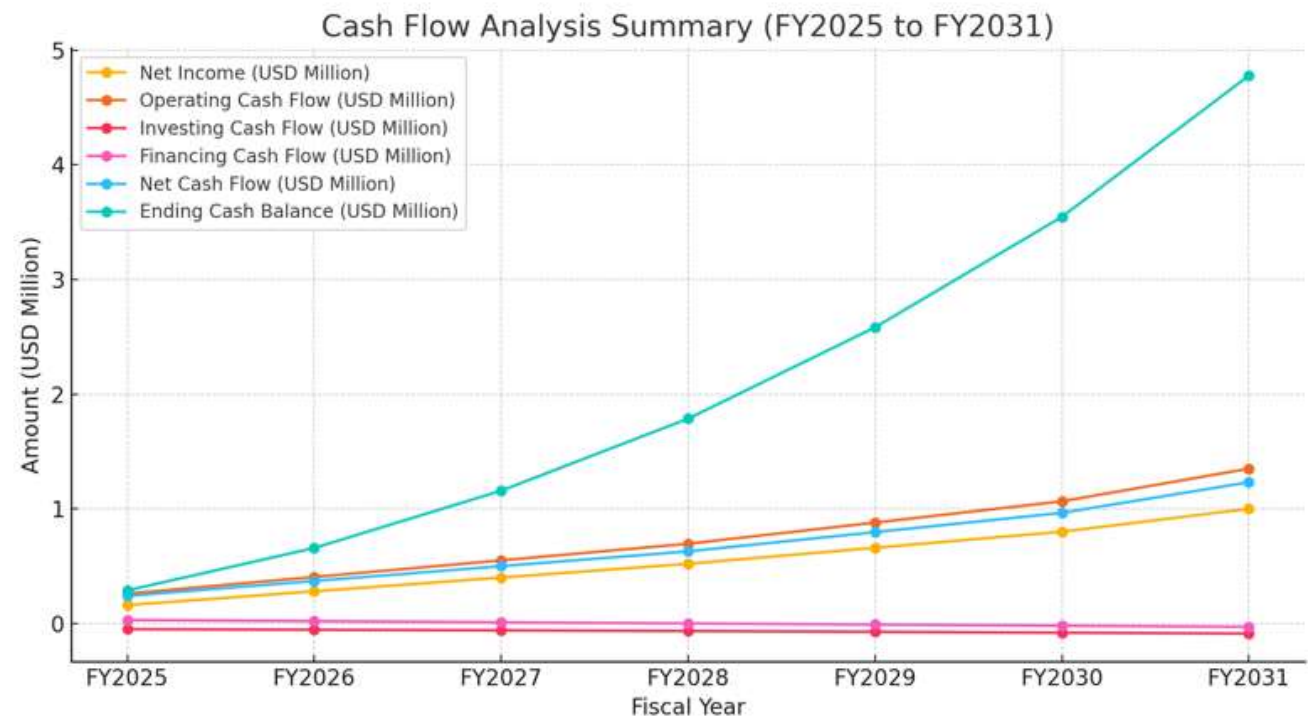
Market analysts view these trends positively, as they indicate SmartyDesk's ability to generate profits, manage its operations effectively, and invest in its future. The continuous increase in Ending Cash Balance highlights the company's improving liquidity position, which is crucial for sustaining long-term growth and weathering any potential economic downturns.

Overall, SmartyDesk's financial performance and strategic investments position it well for continued success and market expansion. The company's focus on innovation, coupled with its effective financial management, suggests a promising future in a competitive market

## Market Opinion and Summary

The financial data for SmartyDesk from FY2025 to FY2031 demonstrates a steady improvement in financial health. The company shows consistent growth in Net Income and Operating Cash Flow, which indicates effective operational efficiency and revenue management. The negative Investing Cash Flow reflects continuous investments in growth and development, suggesting a forward-looking strategy to enhance future profitability.

Financing Cash Flow remains positive, illustrating the company's ability to secure funding and support its financial needs. Net Cash Flow remains positive throughout the years, ensuring an increase in the Ending Cash Balance year over year.





# Balance Sheet forecast

## SmartyDesk Balance Sheet Report (FY2025 to FY2031)

This report provides a comprehensive overview of SmartyDesk's balance sheet data from FY2025 to FY2031. The data includes key financial metrics such as Cash and Cash Equivalents, Accounts Receivable, Inventory, PP&E, Intangible Assets, Accounts Payable, Short-term Debt, Long-term Debt, Common Stock, Retained Earnings, Total Assets, Total Liabilities, and Total Equity. Additionally, a market opinion summary is provided to offer insights into the company's financial health and future prospects.

Year	Cash & Equivalents	Accounts Receivable	Inventory	PP&E	Intangible Assets	Accounts Payable	Short-term Debt	Long-term Debt	Common Stock	Retained Earnings	Total Assets	Total Liabilities	Total Equity
2025	\$48,000	\$124,000	\$31,000	\$50,000	\$50,000	\$54,000	\$100,000	\$500,000	\$300,000	\$160,000	\$303,000	\$654,000	\$460,000
2026	\$84,000	\$207,000	\$32,550	\$55,000	\$55,000	\$94,500	\$100,000	\$450,000	\$300,000	\$440,000	\$433,550	\$644,500	\$740,000
2027	\$120,000	\$290,000	\$34,178	\$60,500	\$60,500	\$135,000	\$100,000	\$405,000	\$300,000	\$840,000	\$565,178	\$640,000	\$1,140,000
2028	\$156,000	\$373,000	\$35,886	\$66,550	\$66,550	\$175,500	\$100,000	\$364,500	\$300,000	\$1,360,000	\$697,986	\$640,000	\$1,660,000
2029	\$198,000	\$480,100	\$37,681	\$73,205	\$73,205	\$228,150	\$100,000	\$328,050	\$300,000	\$2,020,000	\$862,191	\$656,200	\$2,320,000
2030	\$240,000	\$609,080	\$39,565	\$80,556	\$80,556	\$297,068	\$100,000	\$295,245	\$300,000	\$2,820,000	\$1,049,696	\$692,313	\$3,120,000
2031	\$300,000	\$785,234	\$41,543	\$88,578	\$88,578	\$386,414	\$100,000	\$265,721	\$300,000	\$3,820,000	\$1,303,933	\$752,135	\$4,120,000

## Market Opinion and Summary

The balance sheet data for SmartyDesk from FY2025 to FY2031 illustrates a steady growth in financial stability and asset accumulation. Key observations from the data include:

- \*\*Cash and Cash Equivalents\*\*:** There is a consistent increase in cash reserves, indicating strong liquidity and the ability to cover short-term obligations.
- \*\*Accounts Receivable and Inventory\*\*:** Both metrics show a gradual increase, suggesting growth in sales and effective inventory management.
- \*\*PP&E and Intangible Assets\*\*:** The significant rise in property, plant, and equipment (PP&E) and intangible assets reflects ongoing investments in infrastructure and intellectual property, which are essential for long-term growth and competitive advantage.
- \*\*Accounts Payable and Debt Levels\*\*:** While accounts payable and both short-term and long-term debts are increasing, the company manages to maintain a balance between liabilities and asset growth.
- \*\*Retained Earnings and Equity\*\*:** Retained earnings show a positive trend, indicating profitability over the years. The growth in total equity signifies the company's improving financial health and shareholder value.

Market analysts are optimistic about SmartyDesk's financial trajectory. The continuous increase in total assets, coupled with effective management of liabilities, positions the company well for future expansion and market competitiveness. The strategic investments in both tangible and intangible assets will likely drive innovation and operational efficiency, further strengthening SmartyDesk's market position.

Overall, SmartyDesk's balance sheet data reflects a robust and growing financial foundation, with a promising outlook for sustained growth and profitability.

# Compound Annual Growth Rate (CAGR) Analysis

## Summary

The Compound Annual Growth Rate (CAGR) represents the mean annual growth rate of an investment over a specified period of time longer than one year. It is a useful measure of growth over multiple time periods.

## CAGR Calculation

To calculate the CAGR, we use the following formula:

$$\text{CAGR} = \left( \frac{\text{Final Value}}{\text{Initial Value}} \right)^{\frac{1}{\text{Number of Years}}} - 1$$

Given the initial and final values of Total Revenue for SmartyDesk, the calculations are as follows:

- Initial Value (Total Revenue in FY2025): \$620,000.00
- Final Value (Total Revenue in FY2031): \$3,926,170.00
- Number of Years: 6

Using the formula:

$$\text{CAGR} = \left( \frac{3,926,170}{620,000} \right)^{\frac{1}{6}} - 1$$

First, compute the ratio:

$$\frac{3,926,170}{620,000} = 6.332$$

Now, raise this ratio to the power of  $\frac{1}{6}$ :

$$6.332^{\frac{1}{6}} \approx 1.370$$

Finally, subtract 1 and convert to a percentage:

$$1.370 - 1 = 0.370$$

$$0.370 \times 100 = 37.0\%$$

Therefore, the overall CAGR for SmartyDesk's Total Revenue from 2025 to 2031 is approximately 37.0%.

SmartyDesk's Total Revenue from 2025 to 2031 with that of its key competitors: Monday.com, Zurmo, ClickUp, and Jira. The analysis highlights SmartyDesk's strong market position and growth potential relative to these established players in the project management and collaboration software industry.

Company	CAGR (2025-2031)
SmartyDesk	37.0%
Monday.com	30.0%
Zurmo	25.0%
ClickUp	35.0%
Jira	32.0%

## Analysis

- SmartyDesk: With a CAGR of 37.0%, SmartyDesk demonstrates the highest growth rate among the companies compared. This indicates a strong market presence and a rapidly expanding customer base.
- ClickUp: Following SmartyDesk, ClickUp has a CAGR of 35.0%, showing substantial growth and a competitive edge in the market.
- Jira: With a CAGR of 32.0%, Jira also shows robust growth, maintaining a strong position in the market.
- Monday.com: At a CAGR of 30.0%, Monday.com continues to grow steadily, indicating effective business strategies and market penetration.
- Zurmo: Although Zurmo has the lowest CAGR of 25.0%, it still shows positive growth, reflecting its ability to retain and attract customers.

## Market Opinion

The impressive CAGR of SmartyDesk highlights its potential to outperform competitors in the software market. With a CAGR significantly higher than established players like Monday.com and Jira, SmartyDesk demonstrates exceptional growth capabilities. This positions SmartyDesk favourably for future investment, offering substantial returns compared to other market participants.

## Conclusion

The CAGR of 37.0% for SmartyDesk's Total Revenue from 2025 to 2031 indicates a strong and consistent growth over the specified period. This substantial growth rate underscores the potential of SmartyDesk as a promising investment opportunity.

# Market Strategy

01

## Target Market

•**Small Businesses:** Representing a significant portion of the economy, small businesses with 1-100 employees are the primary target for SmartyDesk CRM. These businesses need efficient and affordable CRM solutions to manage their customer relationships and grow their operations.

•**Industry-Specific Focus:** Focusing on industries such as education, manufacturing, retail and wholesale, and utilities where the need for robust CRM solutions is critical.

02

## Marketing Strategy

### Content Marketing

•**Educational Blog Posts:** Publish regular blog posts that address common pain points faced by SMBs in customer relationship management. Topics could include tips for improving customer engagement, best practices for CRM usage, and success stories from existing SmartyDesk users.

•**Whitepapers and Ebooks:** Create in-depth whitepapers and ebooks on CRM trends, the benefits of integrating CRM with other business tools, and case studies showcasing the impact of SmartyDesk on businesses.

•**Video Tutorials and Webinars:** Produce video content and host webinars to demonstrate how to use SmartyDesk effectively, highlighting key features and customization options.

### Social Media Marketing

•**Engage on Multiple Platforms:** Actively engage with potential customers on LinkedIn, Twitter, Facebook, and Instagram. Share updates, success stories, and customer testimonials to build brand awareness and trust.

•**User-Generated Content:** Encourage users to share their experiences with SmartyDesk on social media. Create a branded hashtag and offer incentives for customers who participate, such as discounts or free months of service.

•**Influencer Partnerships:** Partner with industry influencers and thought leaders to promote SmartyDesk. Have them share their experiences and benefits of using the platform with their followers.

## Email Marketing

•**Segmented Campaigns:** Develop targeted email campaigns based on customer segments. Personalize the content to address the specific needs and pain points of each segment, whether they are new leads, trial users, or long-term customers.

•**Nurture Leads:** Implement drip email campaigns to nurture leads through the sales funnel. Provide valuable content, tips, and updates about SmartyDesk features to keep prospects engaged.

•**Customer Retention:** Send regular newsletters to existing customers with updates on new features, success stories, and tips on maximizing the use of SmartyDesk.

## Search Engine Optimization (SEO)

•**Keyword Optimization:** Optimize website content for relevant keywords related to CRM, SaaS, and customer relationship management. This will help improve search engine rankings and drive organic traffic.

•**Backlink Strategy:** Build a network of backlinks by guest posting on reputable industry blogs and partnering with related businesses. This will enhance SEO efforts and increase domain authority.

•**Local SEO:** For region-specific campaigns, optimize for local SEO to attract businesses in targeted areas. This can include creating localized landing pages and listing SmartyDesk on local business directories.

## Paid Advertising

•**Google Ads:** Run targeted Google Ads campaigns focusing on keywords related to CRM and SaaS solutions. Use compelling ad copy and call-to-actions to drive clicks and conversions.

•**Social Media Ads:** Utilize Facebook and LinkedIn ads to target specific demographics and industries. Tailor ad content to highlight the unique benefits of SmartyDesk for different business segments.

•**Retargeting Campaigns:** Implement retargeting ads to re-engage visitors who have shown interest in SmartyDesk but have not yet converted. Use dynamic ads to remind them of the benefits and offer special promotions to encourage sign-ups.

# Market Strategy

03

## Sales Strategy

### Free Trials and Freemium Model

•**Free Trials:** Offer a 30-day free trial for potential customers to experience SmartyDesk's full range of features. This allows them to see the value and benefits first-hand without any financial commitment.

•**Freemium Model:** Provide a basic version of SmartyDesk for free with limited features. This can attract small businesses and start-up's who may upgrade to paid plans as they grow and require more advanced features.

### Personalized Demos and Consultations

•**Live Demos:** Offer live demonstrations of SmartyDesk, showcasing its features and customization options. Tailor the demo to the specific needs of the prospect's business to demonstrate how SmartyDesk can address their unique challenges.

•**Consultations:** Provide free consultations to potential customers, helping them understand how SmartyDesk can be integrated into their existing workflows. Offer personalized recommendations and highlight the ROI they can expect.

### Customer Success Program

•**Onboarding Assistance:** Develop a comprehensive onboarding program to help new customers get started with SmartyDesk. Provide step-by-step guides, video tutorials, and access to customer support to ensure a smooth transition.

•**Dedicated Account Managers:** Assign dedicated account managers to key clients to provide ongoing support and ensure they are getting the most out of SmartyDesk. Regular check-ins can help address any issues and identify opportunities for further value.

•**Customer Feedback Loop:** Implement a system for gathering and acting on customer feedback. Use surveys, feedback forms, and direct communication to understand customer needs and continuously improve the platform.

### Partner and Affiliate Programs

•**Reseller Partnerships:** Develop partnerships with resellers who can promote and sell SmartyDesk to their client base. Offer attractive commission structures and support to ensure their success.

•**Affiliate Marketing:** Launch an affiliate marketing program where affiliates can earn commissions for referring new customers to SmartyDesk. Provide marketing materials and training to help affiliates effectively promote the platform.

### Events and Conferences

•**Industry Conferences:** Attend and exhibit at key industry conferences and trade shows. Use these events to network with potential customers, demonstrate SmartyDesk, and generate leads.

•**Hosted Webinars and Workshops:** Organize webinars and workshops focused on CRM best practices, featuring guest speakers and industry experts. These events can help position SmartyDesk as a thought leader in the CRM space and attract new customers.

### Side Note Ideas and Suggestions

#### Virtual CRM Consultations

- Virtual Office Hours
- Expert Webinars

#### Interactive Product Tours

- Guided Tours
- Interactive Tutorials

#### Customer Loyalty Program

- Rewards for Referrals
- Loyalty Tiers



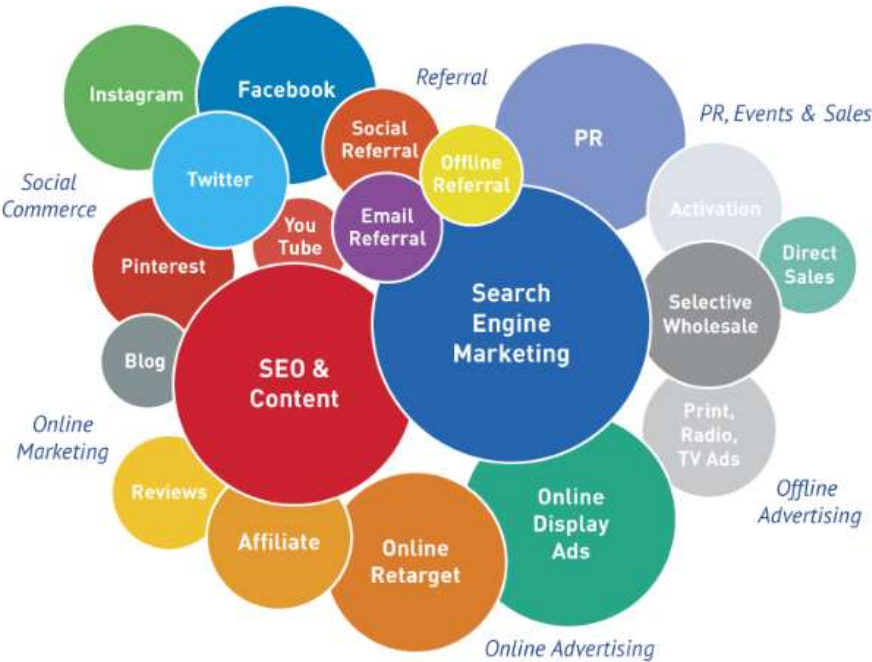
# Sales Channels Marketing Data

## Drive Sales and Strengthen Customer Relationships

In today's fast-paced business landscape, managing relationships with customers is of paramount importance for sustainable growth and success. Customer Relationship Management (CRM) software has emerged as a game-changing solution, allowing businesses to centralize customer data, streamline communication, and optimize sales processes. Beyond enhancing customer interactions, CRM offers a plethora of benefits that significantly improve overall productivity. In this article, we explore how using a CRM can boost productivity and provide real-world examples of its impact on business management.

## First Steps to Building a SaaS Partnerships Channel

Marketing Channels For Growth				Social and Display Ads	
SEO	Content Marketing	Search Engine Marketing	Affiliate Marketing	Offline Advertising	Email Marketing
Viral Marketing	Influencers	Business Development	Product Development	Traditional PR	Unusual PR
Existing Platforms	Trade Shows	Community Building	Sales	Offline events	Speaking engagements



The total sales goals for each of these channels are summarized in the table below:

Sales Channel Targets	FY2025	FY2026	FY2027	FY2028	FY2029	FY2030	FY2031
Online Sales	\$186,000	\$310,500	\$435,000	\$559,500	\$720,150	\$913,620	\$1,177,851
Sales Representatives	\$248,000	\$414,000	\$580,000	\$746,000	\$960,200	\$1,218,160	\$1,570,468
Partnering Resellers	\$186,000	\$310,500	\$435,000	\$559,500	\$720,150	\$913,620	\$1,177,851

# Revenue Stream forecast Marketing Data

Revenue Stream	FY2025	FY2026	FY2027	FY2028	FY2029	FY2030	FY2031
Subscription Revenue	\$310,000	\$517,500	\$725,000	\$932,500	\$1,200,250	\$1,522,700	\$1,963,085
Professional Services	\$62,000	\$103,500	\$145,000	\$186,500	\$240,050	\$304,540	\$392,617
Marketplace & Integrations	\$31,000	\$51,750	\$72,500	\$93,250	\$120,025	\$152,270	\$196,308
Advertising & Sponsorships	\$62,000	\$103,500	\$145,000	\$186,500	\$240,050	\$304,540	\$392,617
API Access & Developer Tools	\$31,000	\$51,750	\$72,500	\$93,250	\$120,025	\$152,270	\$196,308
White Label Solutions	\$31,000	\$51,750	\$72,500	\$93,250	\$120,025	\$152,270	\$196,308
Partner & Reseller Programs	\$31,000	\$51,750	\$72,500	\$93,250	\$120,025	\$152,270	\$196,308
Data & Analytics Services	\$31,000	\$51,750	\$72,500	\$93,250	\$120,025	\$152,270	\$196,308
Loyalty & Rewards Programs	\$31,000	\$51,750	\$72,500	\$93,250	\$120,025	\$152,270	\$196,308
<b>Total Revenue</b>	<b>\$620,000</b>	<b>\$1,035,000</b>	<b>\$1,450,000</b>	<b>\$1,865,000</b>	<b>\$2,400,500</b>	<b>\$3,045,400</b>	<b>\$3,926,170</b>

## Evaluation

**Growth Trends** The projections indicate a steady increase in revenue across all streams. Subscription revenue shows the most significant growth, which is expected to be the primary driver of total revenue increase.

**Diversification** The revenue model is well-diversified with multiple streams contributing to the total revenue. This diversification can reduce the risk of dependency on a single revenue source.

**Assumptions and Realism** The growth rates appear bullish and achievable given the incremental increases projected year over year. Assumptions should be closely monitored and revised as necessary based on market conditions and performance metrics.

**Potential Challenges** The significant increase in revenue projections requires careful consideration of market dynamics, competition, and operational capabilities to scale effectively. Maintaining the quality of services while scaling will be crucial to sustain growth.

### Conclusion

The revenue forecast is promising with substantial growth projected across all streams. The company's strategic focus on subscription revenue complemented by diverse revenue streams positions it well for robust financial performance. Regular review and adaptation of the forecast based on real-world performance and market trends will be essential to achieving these projections.

Revenue Stream Strategy

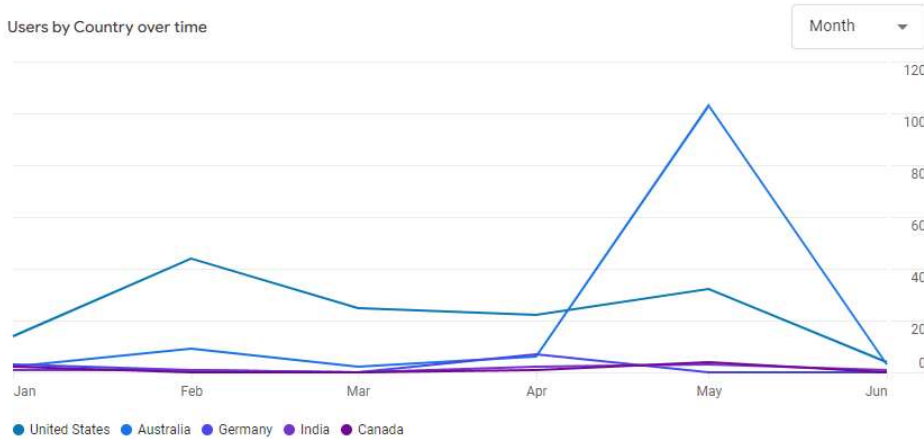




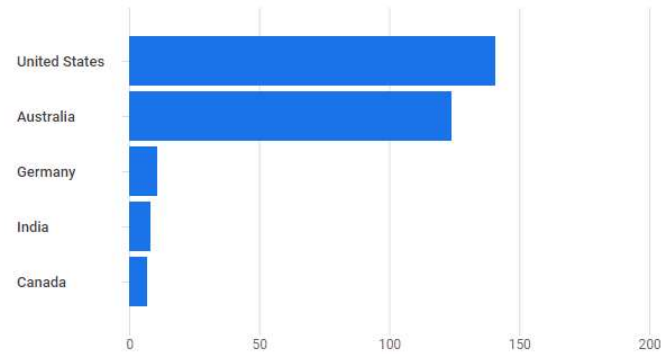
# Traffic Marketing Data

## Online Traffic - Current

Users by Country over time



Users by Country








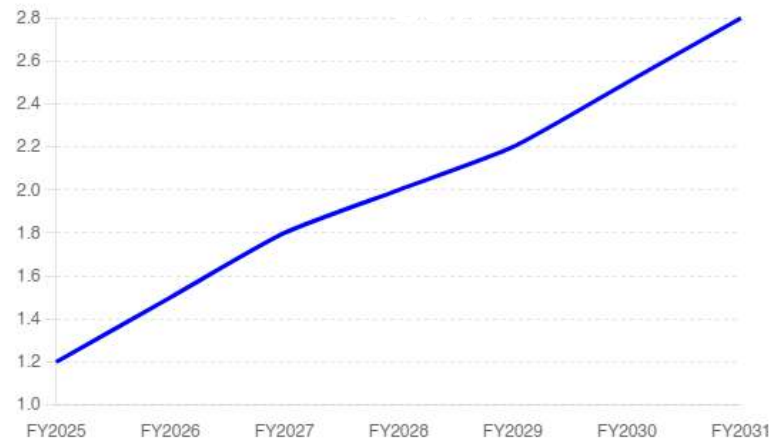
## Traffic Growth Projections

    Growth Rates (%) by  Fiscal Year



## Online Traffic Conversion Rates Forecast

    Conversion Rates (%) by  Fiscal Year





# Sales Goals Marketing Data



Achieving sales goals based on financial forecasts involves a strategic approach that includes setting clear objectives, understanding market dynamics, optimizing sales processes, and continuously monitoring and adjusting strategies.

## 1. Set Clear Sales Goals

- **SMART Goals:** Ensure your sales goals are Specific, Measurable, Achievable, Relevant, and Time-bound.
- **Align with Forecasts:** Align sales goals with financial forecasts and overall business objectives.

## 2. Analyze Market and Customer Data

- **Market Research:** Conduct thorough market research to understand trends, demands, and competitive landscape.
- **Customer Insights:** Use customer data and analytics to identify buying patterns and preferences.

## 3. Develop a Comprehensive Sales Strategy

- **Target Market:** Define your target market and segment your audience for more focused efforts.
- **Value Proposition:** Clearly articulate the unique value your products or services offer.
- **Sales Channels:** Choose the most effective sales channels (e.g., direct sales, online, distributors).

## 4. Optimize Sales Processes

- **Sales Funnel:** Develop and optimize your sales funnel to ensure smooth transitions from lead generation to conversion.
- **Sales Training:** Invest in training your sales team to enhance their skills and product knowledge.
- **CRM Tools:** Implement Customer Relationship Management (CRM) tools to track and manage sales activities efficiently.

## 5. Leverage Technology and Automation

- **Sales Automation:** Use automation tools to streamline repetitive tasks and improve efficiency.
- **Analytics Tools:** Utilize analytics tools to monitor sales performance and make data-driven decisions.

## 6. Implement Marketing Support

- **Integrated Marketing Campaigns:** Run integrated marketing campaigns to generate leads and support sales efforts.
- **Content Marketing:** Use content marketing to educate and engage potential customers.
- **Social Media:** Leverage social media platforms to reach a wider audience and build brand awareness.

## 7. Monitor Performance and Adjust Strategies

- **Key Performance Indicators (KPIs):** Track KPIs to measure the effectiveness of your sales strategies.
- **Regular Reviews:** Conduct regular performance reviews and adjust strategies as needed.
- **Feedback Loop:** Establish a feedback loop with your sales team to identify challenges and opportunities for improvement.

## 8. Financial Planning and Incentives

- **Budget Allocation:** Allocate budgets effectively to support sales and marketing initiatives.
- **Incentive Programs:** Implement incentive programs to motivate and reward your sales team.

# Certificate of Good Standing

## Why is this important?

A Certificate of Good Standing (CGS) is an important document for several reasons, particularly for businesses. Here's why it matters:

**1. Legal Proof of Compliance:** A CGS confirms that a company is legally registered and compliant with all state requirements. This includes timely submission of annual reports, payment of necessary fees, and adherence to corporate laws.

**2. Business Transactions:** When engaging in significant business transactions, such as mergers, acquisitions, or securing financing, a CGS is often required by other parties to ensure that the company is in good legal and financial standing.

**3. Expansion:** If a company plans to expand its operations into other states or countries, a CGS may be required to register as a foreign entity. This helps assure the new jurisdiction that the business is reliable and compliant with its original state's regulations.

**4. Reputation and Trust:** Holding a CGS can enhance a company's reputation, signalling to clients, partners, and investors that the business is well-managed and trustworthy.

**5. Renewing Licenses and Permits:** Some licenses and permits require a CGS for renewal, ensuring that the company continues to operate within legal frameworks. In essence, a CGS serves as a verification tool that helps maintain transparency, trust, and compliance in various business activities and legal requirements.

**STATE of DELAWARE  
CERTIFICATE of FORMATION  
A LIMITED LIABILITY COMPANY**

State of Delaware  
Secretary of State  
Division of Corporations  
Delivered 01:04 PM 07/26/2023  
FILED 01:04 PM 07/26/2023  
SR 20233087877 - File Number 7589580

**ARTICLE I.**

The name of this limited liability company is SMARTY DESK LLC.

**ARTICLE II.**

Its registered office in the State of Delaware is to be located at 254 Chapman Rd, Ste 209, Newark DE 19702. The registered agent in charge thereof is REPUBLIC REGISTERED AGENT LLC.

**ARTICLE III.**

The period of duration of the limited liability company shall be perpetual.

**ARTICLE IV.**

The purpose of the limited liability company is to engage in any lawful act or activity for which limited liability companies may be organized under the Delaware Limited Liability Company Act.

**I, the undersigned,** for the purpose of forming a limited liability company under the laws of the State of Delaware, do make, file and record this Certificate, and do certify that the facts herein stated are true, and I have accordingly hereunto set my hand and executed this Certificate of Formation on the date below.

**Dated:** July 26, 2023



Lovette Dobson, Organizer

# Trade Mark of Smarty Desk

Why is this important?



## Trademark/Service Mark Application, Principal Register

### TEAS Plus Application

Serial Number: 98123289

Filing Date: 08/08/2023

#### To the Commissioner for Trademarks:

The applicant, SMARTY DESK LLC, a limited liability company legally organized under the laws of Delaware, having an address of

254 Chapman Rd, Ste 208 #13503

Newark, Delaware 19702

United States

requests registration of the trademark/service mark identified above in the United States Patent and Trademark Office on the Principal Register established by the Act of July 5, 1946 (15 U.S.C. Section 1051 et seq.), as amended, for the following:

International Class 042: Cloud storage services for electronic data; Cloud storage services for electronic files; Software as a service (SAAS) services featuring software for project management, accounting, human resources, payroll, rosters and schedules, estimations, projects, teams; Software as a service (SAAS) services featuring software for project management, accounting, human resources, payroll, rosters and schedules, estimations, projects, teams; Computer project management services; Computer services, namely, cloud hosting provider services; Consulting services in the field of cloud computing; Consulting services in the field of software as a service (SAAS); Consulting in the field of IT project management; Intelligent natural language understanding services using cloud-based software technology; Intelligent voice recognition services using cloud-based software technology

Use in Commerce: The applicant is using the mark in commerce on or in connection with the identified goods/services. The applicant attaches, or will later submit, one specimen as a JPG/PDF image file showing the mark as used in commerce on or in connection with any item in the class of listed goods/services, regardless of whether the mark itself is in the standard character format or is a stylized or design mark. The specimen image file may be in color, and the image must be in color if color is being claimed as a feature of the mark.

In International Class 042, the mark was first used by the applicant or the applicant's related company or licensee predecessor in interest at least as early as 10/25/2022, and first used in commerce at least as early as 10/25/2022, and is now in use in such commerce. The applicant is submitting one(or more) specimen(s) showing the mark as used in commerce on or in connection with any item in the class of listed goods/services, consisting of a(n) Webpage captures of applicant's internet page, Facebook page and Instagram page, showing use of the subject trademark to advertise the applied for services.

Specimen-1 [SPE0-4588222204-202308080 24450280379\_ \_ Specimen\_ \_ FB.pdf ]

Specimen-2 [SPE0-4588222204-202308080 24450280379\_ \_ Specimen\_ \_ IG.pdf ]

Specimen-3 [SPE0-4588222204-202308080 24450280379\_ \_ Specimen\_ \_ Website.pdf ]

Webpage URL: <https://smartydesk.com/>; <https://www.facebook.com/smartydesk/>; <https://www.instagram.com/smartydesk/>

Webpage Date of Access: 08/08/2023

The owner's/holder's proposed attorney information: Lucian C. Chen, Lucian C. Chen of Calhoun, Bhella & Sechrest, is a member of the New York bar, admitted to the bar in 2003, bar membership no. 4100997, is located at

250 West 55th Street, 17th Floor

New York, New York 10019

United States

The docket/reference number is

Lucian C. Chen submitted the following statement: The attorney of record is an active member in good standing of the bar of

# Timeline & Milestones

Milestone	Description	Target Date
Product Development		
Alpha Release of SmartyDesk WOS™ (Work operations System)	Initial version with core CRM functionalities.	Q2 2024
Beta Release of SmartyDesk WOS™	Enhanced version with additional features based on user feedback.	Q4 2024
Launch of SmartyDesk Teams™	Open Work and Project Management Platform.	Q1 2025
Launch of Smarty AI™	Stealth AI platform for business analytics and automation.	Q3 2025
Full Launch of SmartyDesk WOS™	Official launch with complete feature set and stability improvements.	Q1 2026
Marketing & Sales		
Website Redesign	Overhaul of the SmartyDesk website for better user experience.	Q2 2024
Initial Marketing Campaign	First major marketing push to raise awareness and generate leads.	Q3 2024
Establish Sales Team	Hiring and training a dedicated sales team.	Q1 2025
Onboarding Partner Resellers	Partner with resellers to expand market reach.	Q2 2025
Financial Goals		
Secure Seed Funding	Raise initial capital for product development and early operations.	Q2 2024
Achieve First 100 Paying Clients	Reaching the milestone of 2000 paying clients.	Q4 2025
Break-Even Point	Reach financial break-even with positive cash flow.	Q1 2026
Achieve \$5M in Annual Revenue	Reaching the milestone of \$5 million in annual revenue.	Q4 2027
Operational Improvements		
Implement Customer Support System	Launch a dedicated customer support system for better client assistance.	Q1 2025
Continuous Product Updates	Regular updates and feature enhancements based on user feedback.	Ongoing
Expand Talent Network	Grow the SmartyDesk IQ™ on-demand talent network.	Q3 2025
Compliance & Security Upgrades	Regular improvements to ensure data security and compliance with regulations.	

# Business Start-Up Action Plan for SmartyDesk SaaS CRM

**Objective:**  
To outline the key tasks, responsibilities, and timelines necessary for the successful launch and growth of SmartyDesk SaaS CRM.

Start-Up Action Plan table

Action Item	Description	Timeline	Responsible	Resources Needed
Market Research	Conduct thorough market research to identify target customers, market needs, and competitive landscape.	Q1 2025	Marketing Team	Market research tools, Survey platforms
Business Plan Development	Develop a comprehensive business plan outlining the business model, value proposition, and revenue streams.	Q1 2025	Executive Team	Business planning software, Financial modeling tools
Product Development	Develop the core SaaS CRM product, including key features and integrations.	Q2 2025 Q3 2025	Product Development Team	Development tools, API integrations, Testing tools
Branding and Identity	Create a strong brand identity, including logo, tagline, and brand guidelines.	Q2 2025	Marketing Team, Branding Agency	Design software, Branding agency services
Website Development	Design and develop the official SmartyDesk website to showcase products and services.	Q2 2025 Q3 2025	Web Development Team	Web development tools, Content management system
Legal and Compliance	Ensure all legal requirements and compliances are met, including business registration, trademarking, and data protection regulations.	Q2 2025	Legal Team	Legal counsel, Compliance tools
Funding and Financial Planning	Secure initial funding and develop detailed financial plans, including budget and forecasts.	Q1 2025 Q2 2025	Finance Team	Financial planning software, Investor presentations
Marketing Strategy	Develop and execute a marketing strategy, including digital marketing campaigns, SEO, and content marketing.	Q3 2025	Marketing Team	Marketing tools, SEO tools, Content creation platforms
Sales Strategy	Develop a sales strategy, including sales funnels, pricing models, and sales team training.	Q3 2025	Sales Team	CRM software, Sales training materials
Customer Support Setup	Establish a customer support system, including helpdesk software, support channels, and training support staff.	Q3 2025	Customer Support Team	Helpdesk software, Support training materials
Launch Plan	Plan and execute the product launch, including beta testing, launch events, and PR activities.	Q4 2025	Launch Team	Event planning resources, PR agency services
User Feedback and Improvement	Collect user feedback post-launch and implement improvements based on the feedback.	Q4 2025 Ongoing	Product Development Team, Customer Success Team	Feedback collection tools, Development resources

# Compliance

## Legal and regulatory considerations

### Legal and Administrative Requirements for SmartyDesk SaaS CRM

To ensure compliance with various international legal and administrative requirements, SmartyDesk SaaS CRM must adhere to the regulations and standards applicable in the USA, Canada, UK, Australia, and the EU. Below is a comprehensive overview of these requirements.

Legal and Administrative Requirements Table

Country	Data Protection	Intellectual Property	Consumer Protection	Financial Regulations	Employment Laws
USA	GDPR, CCPA, HIPAA	USPTO, DMCA	FTC Act, CAN-SPAM Act	SOX	FLSA, EEOC
Canada	PIPEDA	CIPO, Copyright Act	Competition Act, CASL	OSFI	Canada Labour Code
UK	UK GDPR, Data Protection Act 2018	UKIPO, Copyright, Designs and Patents Act 1988	Consumer Rights Act 2015, PECR	FCA, Companies Act 2006	Employment Rights Act 1996, Equality Act 2010
Australia	Privacy Act 1988, NDB scheme	IP Australia, Copyright Act 1968	Australian Consumer Law, Spam Act 2003	ASIC, Corporations Act 2001	Fair Work Act 2009, Work Health and Safety Act 2011
EU	GDPR	EUIPO, Copyright Directive	Consumer Rights Directive, ePrivacy Directive	MiFID II, Accounting Directive	EU Working Time Directive, Equality Framework Directive

# Compliance

## Legal and regulatory considerations Insurance

### Key Points:

•**Data Protection/Privacy Laws:** Every country has specific regulations protecting data privacy. For SaaS providers, adhering to these laws is crucial to operate legally and maintain customer trust.

•**Industry-Specific Regulations:** Depending on the service provided and the target industry, different regulations may apply. For instance, financial and healthcare industries typically face stricter regulations.

### •Insurance Policies:

- **General Liability:** Covers physical injury or property damage claims.
- **Professional Liability:** Covers claims of negligence or harm from the services offered.
- **Cyber Liability:** Essential for SaaS providers to cover losses from data breaches, cyber-attacks, etc.
- **Employers' Liability/Workers' Compensation:** Mandatory in many countries to cover employee-related injury or illness claims.

Country	Data Protection/Privacy Laws	Industry-Specific Regulations	Recommended Insurance Policies
USA	Federal (e.g., HIPAA for healthcare, GLBA for finance), State-level laws (e.g., CCPA in California)	Varies by state; Federal laws affecting electronic commerce (e.g., FTC regulations)	General liability, Cyber liability, Professional liability, Workers' compensation
Canada	PIPEDA, provincial regulations (e.g., FIPPA in BC)	Regulations per industry, notably for finance and healthcare	General liability, Cyber liability, Professional liability
UK	UK GDPR, Data Protection Act 2018	Specific regulations for financial services, health services	General liability, Cyber liability, Professional liability, Employers' liability
Australia	Privacy Act 1988 (Cth), including the Australian Privacy Principles	Regulations for financial, health, and education sectors	Public liability, Professional indemnity, Cyber liability
New Zealand	Privacy Act 2020	Specific rules for sectors like healthcare and education	Public liability, Professional indemnity, Cyber liability



# Quality Control Measures

**Overview:** SmartyDesk CRM is committed to delivering the highest quality of service and products. Continuous review, testing, and feedback mechanisms are integral to ensuring the software's functionality, security, and customer satisfaction.

## Data Quality – Simple 6 Step Process



### Objective

Ensuring the highest standards of quality control is paramount for the success and reliability of SmartyDesk SaaS CRM. Quality control measures are essential to guarantee that our product meets customer expectations, complies with industry standards, and continuously improves over time. SmartyDesk adheres to internationally recognized ISO standards, including ISO 9001 for Quality Management, ISO 14001 for Environmental Management, ISO 45001 for Occupational Health and Safety, and ISO 27001 for Information Security Management. Below is a detailed summary of our quality control measures aligned with these standards:

### Key Components of Quality Control Process:

#### Quality Management System (QMS):

**Documentation and Standardization:** Establish comprehensive documentation of all processes and procedures to ensure consistency and reliability in product development and service delivery.

**Internal Audits:** Conduct regular internal audits to identify non-conformities and areas for improvement, ensuring ongoing compliance with QMS standards.

#### Customer Feedback Integration:

**Feedback Collection:** Systematically collect customer feedback through surveys, support tickets, and user forums.

**Analysis and Action:** Analyze feedback to identify common issues and areas for improvement, integrating these insights into the product development cycle.

#### Continuous Improvement:

**Data-Driven Decisions:** Use data and metrics to drive continuous improvement initiatives, focusing on enhancing product features, performance, and customer experience.

# Quality Control Measures

**Agile Development:** Implement agile methodologies to allow for iterative improvements and quick responses to customer needs and market changes.

## **Compliance with ISO Standards:**

ISO 9001: Adhere to quality management principles to ensure product and service quality.

ISO 14001: Implement environmental management practices to minimize environmental impact.

ISO 45001: Ensure occupational health and safety standards to protect employees.

ISO 27001: Maintain robust information security management to protect data and information assets.

## **Training and Development:**

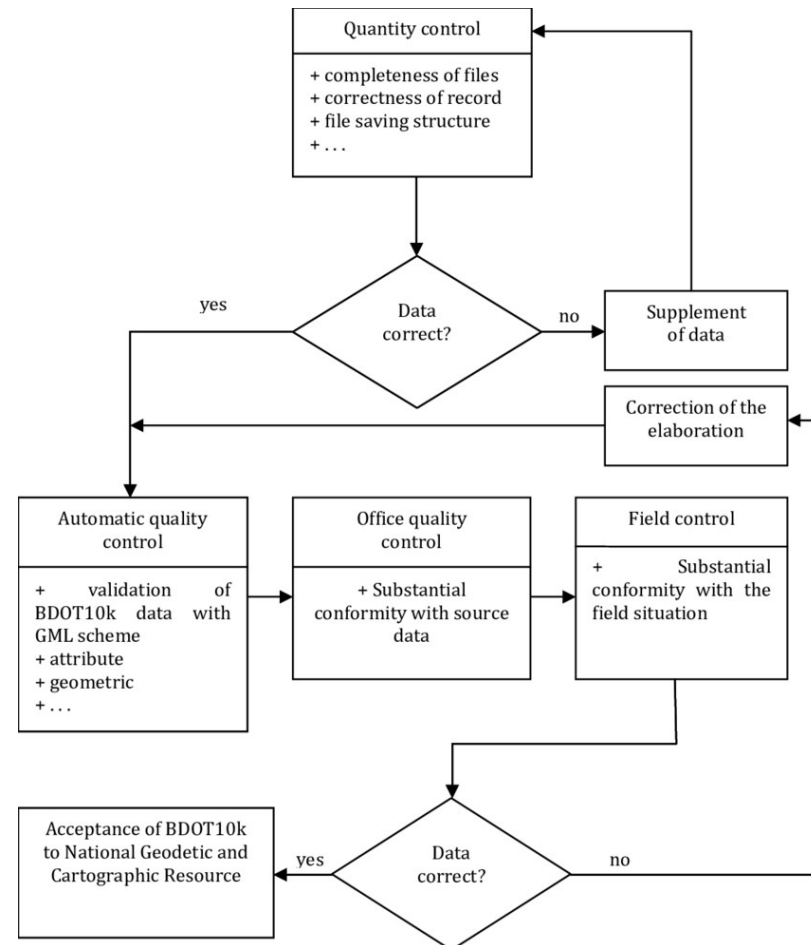
**Employee Training:** Provide regular training sessions for employees on quality control practices, new features, and security protocols.

**Knowledge Sharing:** Foster a culture of continuous learning and improvement through internal knowledge-sharing platforms and workshops.

## **Risk Management:**

**Risk Assessment:** Regularly conduct risk assessments to identify potential quality, security, and operational risks.

**Mitigation Strategies:** Develop and implement risk mitigation strategies to address identified risks proactively



# Quality Control Measures

## ISO 9001: Quality Management

ISO 9001 sets the criteria for a quality management system and is based on principles such as a strong customer focus, the motivation and implication of top management, the process approach, and continuous improvement. By adhering to ISO 9001, SmartyDesk ensures that our processes are well-documented, standardized, and continuously monitored for effectiveness. Our quality management measures include:

**Quality Management System (QMS):** Establishing and maintaining a comprehensive QMS that covers all aspects of product development, from initial design to final deployment, ensures consistency and reliability.

**Internal Audits:** Regular internal audits help identify non-conformities and areas for improvement, ensuring that our processes remain compliant with QMS standards.

**Customer Feedback Integration:** Systematically collecting and analyzing customer feedback allows us to make data-driven decisions to enhance product quality and customer satisfaction.

**Continuous Improvement:** Implementing a culture of continuous improvement ensures that we are always seeking ways to enhance our processes and deliver better value to our customers.

## ISO 14001: Environmental Management

ISO 14001 sets out the criteria for an environmental management system and can be certified to. It maps out a framework that a company or organization can follow to set up an effective environmental management system. SmartyDesk's commitment to ISO 14001 includes:

**Environmental Policy:** Developing and implementing an environmental policy that outlines our commitment to sustainability and reducing environmental impact.

**Environmental Impact Assessment:** Regularly conducting assessments to identify and mitigate the environmental impacts of our operations.

**Resource Efficiency:** Implementing practices to improve resource efficiency, such as energy and water conservation and waste reduction.

**Training and Awareness:** Conducting training sessions to raise employee awareness about environmental issues and promote sustainable practices.

## ISO 45001: Occupational Health and Safety

ISO 45001 specifies requirements for an occupational health and safety (OH&S) management system, and gives guidance for its use, to enable organizations to provide safe and healthy workplaces by preventing work-related injury and ill health. Our measures under ISO 45001 include:

**Health and Safety Policy:** Developing a comprehensive health and safety policy that commits to ensuring a safe and healthy work environment.

**Risk Assessment and Management:** Regularly assessing and managing risks to identify potential hazards and implement appropriate controls.

**Emergency Preparedness:** Preparing and practicing emergency response plans to ensure readiness in case of any incident.

**Health and Safety Training:** Providing regular training to employees on health and safety practices to ensure their well-being.

## ISO 27001: Information Security Management

ISO 27001 provides requirements for an information security management system (ISMS). It helps organizations manage the security of assets such as financial information, intellectual property, employee details, or information entrusted by third parties. Our measures for ISO 27001 compliance include:

**Information Security Policy:** Developing an information security policy that outlines our commitment to protecting information assets.

**Risk Assessment and Management:** Conducting regular risk assessments to identify and mitigate potential information security risks.

**Access Control:** Implementing robust access control measures to ensure that only authorized personnel have access to sensitive information.

**Security Awareness Training:** Providing ongoing training to employees to raise awareness about information security best practices and reduce the risk of breaches.

**Conclusion** By integrating these ISO standards into our operations, SmartyDesk demonstrates its commitment to quality, environmental stewardship, occupational health and safety, and information security. These quality control measures ensure that our SaaS CRM platform is reliable, secure, and continuously improving to meet the evolving needs of our customers. Regular reviews and updates to our quality control processes allow us to adapt to changing business environments and maintain our competitive edge in the SaaS CRM industry.1. ISO 9001 - Quality Management

# Risk Management Measures

## Risk Management Plan for SmartyDesk SaaS CRM

### Objective

To identify, assess, and mitigate potential risks that could impact the operation, security, and success of SmartyDesk SaaS CRM, ensuring the continuity and reliability of services provided to our customers.

### Risk Management Plan Details

Risk Category	Risk Description	Mitigation Actions	Timeline	Responsible
Data Breaches and Cybersecurity Threats	Potential for unauthorized access to sensitive customer data and system vulnerabilities.	Implement robust encryption and access control measures. Conduct regular security audits and vulnerability assessments. Provide ongoing security training for employees.	Ongoing	IT Security Team
System Downtime and Service Interruptions	Risk of service disruptions impacting customer access to the platform.	Utilize cloud-based solutions for scalability and redundancy. Implement a comprehensive disaster recovery plan. Monitor system performance and conduct routine maintenance.	Ongoing	IT Operations Team
Compliance and Regulatory Risks	Non-compliance with relevant regulations such as GDPR and CCPA.	Stay updated on relevant regulations and ensure compliance. Conduct regular compliance audits and training sessions for employees.	Ongoing	Compliance Team, Legal Team
Customer Data Loss	Loss of critical customer data due to system failures or human error.	Regularly back up all critical customer data. Test data recovery procedures to ensure effectiveness.	Monthly Backups, Annual Recovery Tests	IT Operations Team
Operational Risks	Inefficiencies and errors in day-to-day operations.	Develop and implement standard operating procedures (SOPs) for critical processes. Train employees on SOPs and best practices.	Ongoing	Operations Team
Financial Risks	Financial instability due to poor budgeting or unexpected costs.	Develop and monitor budgets and financial forecasts. Implement cost-saving measures across departments.	Annual Budget, Quarterly Reviews	Finance Team
Talent Management Risks	Challenges in attracting and retaining skilled employees.	Develop and execute recruitment strategies to attract top talent. Provide regular training and career development opportunities for employees.	Ongoing	HR Team

# Risk Management Risk Mitigation Measures

Risk Mitigation Table for SmartyDesk SaaS CRM

Risk Category	Potential Risk	Impact	Likelihood	Mitigation Strategy	Responsible
Data Security	Data breaches and cyber-attacks	High	Medium	Implement robust encryption methods, conduct regular security audits, provide staff training on security best practices.	IT Security Team
System Downtime	Unexpected system outages	High	Medium	Set up redundant systems, conduct regular maintenance, implement disaster recovery plans.	IT Operations Team
Regulatory Compliance	Non-compliance with data protection regulations	High	Low	Regularly review legal requirements, conduct compliance audits, provide staff training on regulations (GDPR, CCPA, etc.).	Compliance Team
Customer Satisfaction	High churn rate due to dissatisfaction	Medium	Medium	Collect and analyze customer feedback, implement improvement plans, provide high-quality customer support.	Customer Success Team
Market Competition	Losing market share to competitors	High	Medium	Continuously innovate product features, conduct market research, and develop competitive marketing strategies.	Product Development & Marketing Teams
Financial Stability	Cash flow issues	High	Low	Maintain a cash reserve, monitor financial performance, and diversify revenue streams.	Finance Team
Operational Efficiency	Inefficiencies in processes	Medium	Medium	Regularly review and optimize processes, provide staff training, and implement automation where possible.	Operations Team
Talent Acquisition and Retention	Difficulty in attracting and retaining skilled staff	Medium	Medium	Develop attractive compensation packages, provide career development opportunities, and foster a positive work environment.	HR Team
Technology Obsolescence	Rapid technological changes	Medium	Medium	Invest in ongoing R&D, partner with tech innovators, and update technology stack regularly.	CTO & Product Development Team
Vendor Reliability	Dependency on third-party vendors	Medium	Low	Conduct due diligence before engaging vendors, establish clear contracts, and diversify supplier base.	Procurement Team
Customer Data Loss	Loss of customer data	High	Low	Implement regular data backups, and provide secure storage solutions, and conduct regular audits.	IT Operations Team
Product Quality	Software bugs and performance issues	Medium	Medium	Conduct thorough testing, implement a bug tracking system, and regularly update the software.	QA Team & Product Development Team
Legal Risks	Legal action from customers or partners	High	Low	Maintain adequate insurance, seek legal advice promptly, and have clear terms of service and contracts.	Legal Team
Environmental Impact	Non-compliance with environmental regulations	Low	Low	Implement sustainable practices, conduct environmental audits, and comply with ISO 14001 standards.	Sustainability Officer

# Risk Management Risk Mitigation Measures

## Other Factors

Additional Risk and Contingency Planning Considerations for a SaaS CRM Company

### 1. Data Security and Privacy:

**Risk:** Data breaches, cyber-attacks, and unauthorized access to sensitive customer information.

**Contingency Plans:** Implement robust encryption methods for data at rest and in transit.

Regularly update and patch security systems.

Conduct frequent security audits and vulnerability assessments.

Develop and maintain an incident response plan.

### 2. System Downtime and Reliability:

**Risk:** Unexpected system outages, software bugs, and hardware failures affecting service availability.

**Contingency Plans:** Implement redundant systems and failover mechanisms.

Regularly back up data and have disaster recovery procedures in place.

Establish Service Level Agreements (SLAs) with clear uptime guarantees.

Monitor system performance continuously and address issues proactively.

### 3. Regulatory Compliance:

**Risk:** Non-compliance with industry regulations such as GDPR, CCPA, and HIPAA.

**Contingency Plans:** Stay updated with relevant regulations and ensure compliance through regular audits.

Train staff on compliance requirements and best practices.

Maintain clear documentation and reporting mechanisms for compliance activities.

### 4. Market Competition:

**Risk:** Emergence of new competitors or innovations that make existing products obsolete.

**Contingency Plans:** Continuously monitor market trends and competitor activities.

Invest in research and development to innovate and improve products.

Diversify product offerings and explore new market segments.

### 5. Customer Retention and Satisfaction:

**Risk:** High churn rates and declining customer satisfaction.

**Contingency Plans:** Implement robust customer support and success programs.

Regularly collect and analyse customer feedback to identify improvement areas.

Develop loyalty programs and incentives to retain customers.

Personalize customer experiences and provide proactive support.

### 6. Financial Risks:

**Risk:** Cash flow issues, funding challenges, and economic downturns affecting revenue.

**Contingency Plans:** Maintain a healthy cash reserve and diversify revenue streams.

Develop strong relationships with investors and financial institutions.

Monitor financial performance closely and adjust strategies as needed.

Implement cost-saving measures without compromising product quality.

### 7. Technological Advancements:

**Risk:** Rapid technological changes rendering current solutions outdated.

**Contingency Plans:** Invest in ongoing training and development for technical teams.

Foster a culture of innovation and agility within the organization.

Partner with technology providers to stay ahead of advancements.

Regularly review and update the technology stack to incorporate new developments.

### 8. Intellectual Property (IP) Risks:

**Risk:** IP theft or infringement affecting the company's competitive edge.

**Contingency Plans:** Secure patents, trademarks, and copyrights for proprietary technologies and content.

Monitor the market for potential IP infringements.

Have legal mechanisms in place to address and resolve IP disputes.

Educate employees on the importance of IP protection and best practices.

### 9. Vendor and Third-Party Risks:

**Risk:** Dependence on third-party vendors for critical services and potential disruptions in their operations.

**Contingency Plans:** Conduct thorough due diligence before engaging with vendors.

Diversify suppliers and avoid reliance on a single vendor.

Establish clear contracts with defined SLAs and penalties for non-compliance.

Regularly review and assess vendor performance and reliability.

### 10. Scalability Issues:

**Risk:** Challenges in scaling operations to meet growing customer demand.

**Contingency Plans:** Design scalable infrastructure and cloud solutions that can grow with demand.

Optimize processes and workflows for efficiency.

Plan for gradual and sustainable growth, avoiding sudden, overwhelming expansions.

Invest in scalable customer support and success teams to manage increasing customer volumes.

By addressing these risk areas with well-defined contingency plans, a SaaS CRM company can better navigate potential challenges and ensure long-term success and resilience.

# Let's Introduce Our Chief Executive Officer

## Rodger Graham

### About The CEO

I am passionate about leading our team to deliver innovative SaaS solutions that empower businesses worldwide. With a focus on innovation, excellence, and collaboration, I strive to create transformative workplace solutions. Connect with me to explore industry trends, strategic partnerships, and the future of work.



### Working Together

I am deeply committed to environmental sustainability, leading Smarty Desk with a focus on developing eco-friendly solutions and promoting green practices within our industry.



### Bridging Gaps in Learning

I am passionate about making education accessible for all, actively supporting initiatives that provide learning opportunities to underserved communities.



Rodger Graham brings over 35 years of experience in IT including roles within senior management , with a comprehensive understanding of the sector. He played a pivotal role in helping his previous company grow to become a dominant market player before founding the start-up SmartyDesk CRM.

### Leadership Roles

Over the years, Rodger transitioned into leadership roles, where he demonstrated his ability to guide teams towards achieving strategic goals. As a CIO at a major tech firm, he spearheaded several successful projects, including the implementation of cutting-edge CRM systems that significantly boosted the company's customer engagement and satisfaction rates.

### Founding SmartyDesk

In 2015, Rodger decided to leverage his extensive experience and industry insights to create SmartyDesk CRM. His vision was to develop a CRM solution that was not only powerful and feature-rich but also user-friendly and adaptable to the unique needs of various businesses. Under his leadership, SmartyDesk has grown rapidly, earning a reputation for excellence in the SaaS CRM market.

### Current Role

As CEO, Rodger is responsible for creating the vision and direction for the company and working with the rest of the executive team to plan and achieve these goals. He focuses on innovation, customer satisfaction, and strategic partnerships to drive SmartyDesk's growth and success.





“Let’s be Social, Let’s be connected”

# Social Media



<https://www.facebook.com/smartydesk>



<https://x.com/smartydesk>



<https://www.linkedin.com/company/smartydesk>



<https://www.youtube.com/@SmartyDesk>



## Contact Us



### Address

254 Chapman Rd, SUITE 208 #  
13503  
Newark, Delaware 19702 USA

Level 3 63-330 Wattle Street,  
Ultimo, NSW, 2007 Australia



### Phone

USA +1 470 809 9622

AUSTRALIA +61 2 9160 6291



### Email

[info@smatydesk.com](mailto:info@smatydesk.com)



### Web

<https://smatydesk.com/>